

**Spa Francorchamps**  
**TCR Europe**  
**Free Practice - 1**  
**Provisional Results**



Cls	Nº	Driver	Nat	Team	Nat	Vehicle	Laps	Best	Time	Gap	Interval	Km/h
1	69	Jean-Karl Vernay	FRA	Leopard Lukoil Team	FRA	Audi RS3 LMS TCR	9	7	2:31.416			166.5
2	88	Maxime Potty	BEL	Comtoy Racing	BEL	Volkswagen Golf GTI TCR	11	10	2:31.670	0.254	0.254	166.2
3	62	Dušan Borković	SRB	Target Competition	SRB	Hyundai i30 N TCR	9	4	2:32.064	0.648	0.394	165.8
4	42	Stefano Comini	SUI	Autodis Racing by THX	SUI	Honda Civic Type R FK7 TCR	10	8	2:32.329	0.913	0.265	165.5
5	34	Stian Paulsen	NOR	Stian Paulsen Racing	NOR	Cupra TCR	7	3	2:32.810	1.394	0.481	165.0
6	99	Josh Files	GBR	Hell Energy Racing with KCMG	GBR	Honda Civic Type R FK7 TCR	9	3	2:33.246	1.830	0.436	164.5
7	26	Francisco Mora	POR	M1RA	POR	Hyundai i30 N TCR	10	5	2:33.353	1.937	0.107	164.4
8	8	Reece Barr	IRE	Target Competition	IRE	Hyundai i30 N TCR	9	5	2:33.451	2.035	0.098	164.3
9	25	Mikel Azcona	ESP	PCR Sport	ESP	Cupra TCR	10	6	2:33.727	2.311	0.276	164.0
10	94	Kris Richard	SUI	Target Competition	SUI	Hyundai i30 N TCR	9	6	2:34.095	2.679	0.368	163.6
11	11	Jens Reno Møller	DEN	Reno Racing	DEN	Honda Civic Type R FK7 TCR	10	8	2:34.343	2.927	0.248	163.3
12	4	Julien Briché	FRA	JSB Compétition	FRA	Peugeot 308 TCR	5	4	2:34.418	3.002	0.075	163.2
13	38	Danny Kroes	NED	PCR Sport	NED	Cupra TCR	11	4	2:34.854	3.438	0.436	162.8
14	14	Loris Cencetti	LUX	Autodis Racing by Piro Sports	LUX	Hyundai i30 N TCR	10	3	2:34.862	3.446	0.008	162.8
15	999	Dániel Nagy	HUN	M1RA	HUN	Hyundai i30 N TCR	6	5	2:35.225	3.809	0.363	162.4
16	13	Cedric Piro	GER	Autodis Racing by Piro Sports	GER	Honda Civic Type R FK7 TCR	9	5	2:35.680	4.264	0.455	161.9
17	17	Martin Ryba	SVK	Brutal Fish Racing Team	SVK	Volkswagen Golf GTI TCR	11	9	2:36.693	5.277	1.013	160.9
18	23	Francisco Abreu	POR	Sports & You	POR	Peugeot 308 TCR	11	8	2:36.783	5.367	0.090	160.8
19	21	Marie Baus-Cop	FRA	JSB Compétition	FRA	Cupra TCR DSG	10	6	2:36.947	5.531	0.164	160.6
20	35	Munkong Sathien	THA	Monlau Competición	THA	Cupra TCR	11	8	2:37.008	5.592	0.061	160.5
21	10	Viktor Davidovsky	MKD	PSS Racing Team	MKD	Honda Civic Type R FK7 TCR	11	4	2:37.308	5.892	0.300	160.2
22	63	Giovanni Altoè	ITA	Pit Lane Competizioni	ITA	Audi RS3 LMS TCR DSG	11	5	2:37.683	6.267	0.375	159.9

Published at:.....

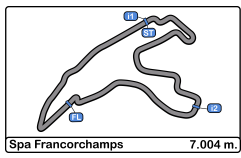
Track Temp: **27.8 °C** Air Temp: **20.4 °C** Humidity: **79 %** Track Status: **DRY**

Stewards:

Race Director:

Timekeeper:





Spa Francorchamps  
TCR Europe  
Free Practice - 1  
Lap Analysis



**4** Julien Briché Peugeot 308 TCR **13** Cedric Piro Honda Civic Type R FK7 TCR  
JSB Compétition Autodis Racing by Piro Sports

Lap	D	Time	Sector 1	Sector 2	Sector 3	T. Spd	Elapsed	Lap	D	Time	Sector 1	Sector 2	Sector 3	T. Spd	Elapsed
1		10:52:32.812 P	10:49:13.482	2:23.365	55.965	135.3	10:52:32.812	1		10:51:33.359	10:49:18.907	1:27.408	47.044	102.5	10:51:33.359
2		7:21.022	5:23.529	1:15.866	41.627	180.6	10:59:53.834	2		2:37.909	46.169	1:10.708	41.032	201.8	10:54:11.268
3		2:35.200	44.246	1:10.274	40.680	239.4	11:02:29.034	3		2:37.356	44.670	1:11.634	41.052	229.7	10:56:48.624
4		2:34.418	43.647	1:09.912	40.859	240.5	11:05:03.452	4		2:41.811	44.492	1:15.969	41.350	234.7	10:59:30.435
5		2:54.498 P	43.469	1:19.106	51.923	240.5	11:07:57.950	5		2:35.680	44.492	1:10.272	40.916	234.7	11:02:06.115

**8** Reece Barr Hyundai i30 N TCR  
Target Competition

Lap	D	Time	Sector 1	Sector 2	Sector 3	T. Spd	Elapsed	Lap	D	Time	Sector 1	Sector 2	Sector 3	T. Spd	Elapsed
1		10:51:44.142 P	10:49:22.229	1:24.336	57.577	141.9	10:51:44.142	6		2:37.144	44.502	1:10.867	41.775	233.2	11:04:43.259
2		6:29.260	4:37.488	1:10.686	41.086	211.7	10:58:13.402	7		2:46.576 P	44.623	1:11.377	50.576	235.8	11:07:29.835
3		2:35.494	45.507	1:09.335	40.652	222.2	11:00:48.896	8		7:54.418	6:00.374	1:12.197	41.847	226.4	11:15:24.253
4		2:34.276	44.537	1:09.158	40.581	227.8	11:03:23.172	9		2:39.135	44.968	1:12.211	41.956	231.2	11:18:03.388
5		2:33.451	44.252	1:08.829	40.370	229.7	11:05:56.623	10		3:01.629 P	46.737	1:19.043	55.849	162.8	11:05:00.696
6		2:35.283	44.182	1:10.360	40.741	234.2	11:08:31.906	7		6:17.525	4:23.974	1:12.088	41.463	219.5	11:11:18.221
7		2:46.005 P	44.860	1:11.719	49.426	217.7	11:11:17.911	8		2:41.305	44.265	1:15.645	41.395	234.7	11:13:59.526
8		6:35.817	4:44.935	1:10.082	40.800	221.3	11:17:53.728	9		2:36.729	44.399	1:11.098	41.232	235.2	11:16:36.255
9		2:35.640	44.307	1:09.789	41.544	230.7	11:20:29.368	10		3:02.936 P	44.207	1:25.292	53.437	236.3	11:19:39.191

**10** Viktor Davidovsky Honda Civic Type R FK7 TCR  
PSS Racing Team

Lap	D	Time	Sector 1	Sector 2	Sector 3	T. Spd	Elapsed	Lap	D	Time	Sector 1	Sector 2	Sector 3	T. Spd	Elapsed
1		10:51:00.688	10:48:52.990	1:19.573	48.125	175.6	10:51:00.688	1		10:51:38.006	10:49:12.003	1:32.873	53.130	130.2	10:51:38.006
2		2:42.913	47.705	1:12.549	42.659	193.5	10:53:43.601	2		2:53.490	51.005	1:16.833	45.652	166.4	10:54:31.496
3		2:39.556	45.386	1:12.612	41.558	229.7	10:56:23.157	3		2:46.019	47.876	1:15.334	42.809	187.5	10:57:17.515
4		2:37.308	45.171	1:10.762	41.375	230.2	10:59:00.465	4		2:40.927	45.806	1:12.810	42.311	230.2	10:59:58.442
5		2:38.678	44.653	1:13.148	40.877	232.2	11:01:39.143	5		2:39.559	46.178	1:11.478	41.903	216.4	11:02:38.001
6		2:37.923	44.885	1:11.483	41.555	233.2	11:04:17.066	6		2:49.583 P	46.052	1:12.812	50.719	226.8	11:05:27.584
7		2:37.662	44.765	1:11.721	41.176	232.7	11:06:54.728	7		4:15.505	2:19.752	1:13.308	42.445	223.6	11:09:43.089
8		2:53.414 P	44.820	1:12.045	56.549	231.7	11:09:48.142	8		2:38.503	45.142	1:11.383	41.978	231.2	11:12:21.592
9		4:08.606	2:15.872	1:11.466	41.268	233.2	11:13:56.748	9		2:36.693	44.888	1:10.901	40.904	233.7	11:14:58.285
10		2:37.405	44.553	1:11.883	40.969	233.7	11:16:34.153	10		2:53.181	45.427	1:25.260	42.494	233.2	11:17:51.466
11		2:38.329	44.572	1:11.949	41.808	234.2	11:19:12.482	11		2:39.600	44.821	1:12.796	41.983	231.2	11:20:31.066

**11** Jens Reno Møller Honda Civic Type R FK7 TCR  
Reno Racing

Lap	D	Time	Sector 1	Sector 2	Sector 3	T. Spd	Elapsed	Lap	D	Time	Sector 1	Sector 2	Sector 3	T. Spd	Elapsed
1		10:51:31.867	10:49:11.094	1:31.678	49.095	129.6	10:51:31.867	1		10:51:40.016	10:49:16.309	1:34.504	49.203	124.7	10:51:40.016
2		2:48.422	49.429	1:14.381	44.612	202.6	10:54:20.289	2		2:51.906	51.155	1:16.240	44.511	177.0	10:54:31.922
3		2:36.020	44.879	1:10.417	40.724	229.7	10:56:56.309	3		2:39.038	46.207	1:11.799	41.032	219.5	10:57:10.960
4		2:34.447	43.819	1:10.097	40.531	234.7	10:59:30.756	4		2:37.374	44.669	1:11.759	40.946	220.8	10:59:48.334
5		2:43.021	44.292	1:15.418	43.311	233.2	11:02:13.777	5		2:37.205	44.911	1:10.999	41.295	231.2	11:02:25.539
6		2:44.529 P	43.754	1:10.717	50.058	236.8	11:04:58.306	6		2:36.947	44.549	1:10.999	41.399	232.2	11:05:02.486
7		4:54.621	3:02.870	1:10.993	40.758	231.7	11:09:52.927	7		2:38.353	45.180	1:11.740	41.433	241.0	11:07:40.839
8		2:34.343	43.535	1:10.016	40.792	237.8	11:12:27.270	8		2:37.451	44.571	1:11.531	41.349	225.9	11:10:18.290
9		2:34.654	43.546	1:10.435	40.673	237.8	11:15:01.924	9		2:52.818 P	44.563	1:11.727	56.528	221.7	11:13:11.108
10		2:46.365 P	43.345	1:11.733	51.287	239.4	11:17:48.289	10		6:12.220	4:15.372	1:14.687	42.161	226.8	11:19:23.328

**14** Loris Cencetti Hyundai i30 N TCR  
Autodis Racing by Piro Sports

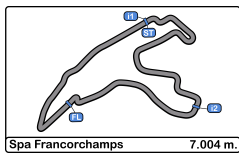
Lap	D	Time	Sector 1	Sector 2	Sector 3	T. Spd	Elapsed	Lap	D	Time	Sector 1	Sector 2	Sector 3	T. Spd	Elapsed
1		10:51:32.678	10:49:10.834	1:29.113	52.731	116.1	10:51:32.678	1		10:51:38.006	10:49:12.003	1:32.873	53.130	130.2	10:51:38.006
2		2:39.864	46.548	1:11.928	41.388	195.6	10:54:12.542	2		2:53.490	51.005	1:16.833	45.652	166.4	10:54:31.496
3		2:34.862	44.173	1:09.977	40.712	230.7	10:56:47.404	3		2:46.019	47.876	1:15.334	42.809	187.5	10:57:17.515
4		2:36.006	44.351	1:10.663	40.992	231.7	10:59:23.410	4		2:40.927	45.806	1:12.810	42.311	230.2	10:59:58.442
5		2:35.657	43.995	1:10.502	41.160	231.7	11:01:59.067	5		2:39.559	46.178	1:11.478	41.903	216.4	11:02:38.001
6		3:01.629 P	46.737	1:19.043	55.849	162.8	11:05:00.696	6		2:49.583 P	46.052	1:12.812	50.719	226.8	11:05:27.584
7		6:17.525	4:23.974	1:12.088	41.463	219.5	11:11:18.221	7		4:15.505	2:19.752	1:13.308	42.445	223.6	11:09:43.089
8		2:41.305	44.265	1:15.645	41.395	234.7	11:13:59.526	8		2:38.503	45.142	1:11.383	41.978	231.2	11:12:21.592
9		2:36.729	44.399	1:11.098	41.232	235.2	11:16:36.255	9		2:36.693	44.888	1:10.901	40.904	233.7	11:14:58.285
10		3:02.936 P	44.207	1:25.292	53.437	236.3	11:19:39.191	10		2:53.181	45.427	1:25.260	42.494	233.2	11:17:51.466

**17** Martin Ryba Volkswagen Golf GTI TCR  
Brutal Fish Racing Team

Lap	D	Time	Sector 1	Sector 2	Sector 3	T. Spd	Elapsed	Lap	D	Time	Sector 1	Sector 2	Sector 3	T. Spd	Elapsed
1		10:51:38.006	10:49:12.003	1:32.873	53.130	130.2	10:51:38.006	1		10:51:38.006	10:49:12.003	1:32.873	53.130	130.2	10:51:38.006
2		2:53.490	51.005	1:16.833	45.652	166.4	10:54:31.496	2		2:53.490	51.005	1:16.833	45.652	166.4	10:54:31.496
3		2:46.019	47.876	1:15.334	42.809	187.5	10:57:17.515	3		2:46.019	47.876	1:15.334	42.809	187.5	10:57:17.515
4		2:40.927	45.806	1:12.810	42.311	230.2	10:59:58.442	4		2:40.927	45.806	1:12.810	42.311	230.2	10:59:58.442
5		2:39.559	46.178	1:11.478	41.903	216.4	11:02:38.001	5		2:39.559	46.178	1:11.478	41.903	216.4	11:02:38.001
6		2:49.583 P	46.052	1:12.812	50.719	226.8	11:05:27.584	6		2:49.583 P	46.052	1:12.812	50.719	226.8	11:05:27.584
7		4:15.505	2:19.752	1:13.308	42.445	223.6	11:09:43.089	7		4:15.505	2:19.752	1:13.308	42.445	223.6	11:09:43.089
8		2:38.503	45.142	1:11.383	41.978	231.2	11:12:21.592	8		2:38.503	45.142	1:11.383	41.978	231.2	11:12:21.592
9		2:36.693	44.888	1:10.901	40.904	233.7	11:14:58.285	9		2:36.693	44.888	1:10.901	40.904	233.7	11:14:58.285
10		2:53.181	45.427	1:25.260	42.494	233.2	11:17:51.466	10		2:53.181	45.427	1:25.260	42.494	233.2	11:17:51.466
11		2:39.600	44.821	1:12.796	41.983	231.2	11:20:31.066	11		2:39.600	44.821	1:12.796	41.983	231.2	11:20:31.066

**21** Marie Baus-Coppens Cupra TCR DSG  
JSB Compétition

Lap	D	Time	Sector 1	Sector 2	Sector 3	T. Spd	Elapsed	Lap	D	Time	Sector 1	Sector 2	Sector 3	T. Spd	Elapsed
1		10:51:40.016	10:49:16.309	1:34.504	49.203	124.7	10:51:40.016	1		10:51:40.016	10:49:16.309	1:34.504	49.203	124.7	10:51:40.016
2		2:51.906	51.155	1:16.240	44.511	177.0	10:54:31.922	2		2:51.906	51.155	1:16.240	44.511	177.0	10:54:31.922
3		2:39.038	46.207	1:11.799	41.032	219.5	10:57:10.960	3		2:39.038	46.207	1:11.799	41.032	219.5	10:57:10.960
4		2:3													



**Spa Francorchamps**  
**TCR Europe**  
**Free Practice - 1**  
**Lap Analysis**



**23** Francisco Abreu Peugeot 308 TCR **35** Munkong Sathienthirakul Cupra TCR  
 Sports & You Monlau Competición

Lap	D	Time	Sector 1	Sector 2	Sector 3	T. Spd	Elapsed	Lap	D	Time	Sector 1	Sector 2	Sector 3	T. Spd	Elapsed
1		10:51:13.948	10:48:56.922	1:29.002	48.024	132.6	10:51:13.948	1		10:51:38.963	10:49:17.930	1:27.916	53.117	119.3	10:51:38.963
2		2:44.188	48.271	1:14.432	41.485	172.5	10:53:58.136	2		2:53.602	51.331	1:16.091	46.180	182.1	10:54:32.565
3		2:39.574	46.720	1:11.789	41.065	222.2	10:56:37.710	3		2:41.800	46.540	1:12.941	42.319	216.8	10:57:14.365
4		2:38.504	45.537	1:12.025	40.942	225.4	10:59:16.214	4		2:39.097	45.496	1:11.664	41.937	231.2	10:59:53.462
5		2:37.031	44.721	1:11.375	40.935	226.4	11:01:53.245	5		2:51.670 P	46.475	1:11.404	53.791	230.2	11:02:45.132
6		2:45.416 P	44.474	1:11.252	49.690	233.7	11:04:38.661	6		4:03.437	2:07.457	1:11.380	44.600	225.4	11:06:48.569
7		3:53.716	1:59.496	1:11.617	42.603	226.4	11:08:32.377	7		2:37.545	45.100	1:10.883	41.562	230.2	11:09:26.114
8		2:36.783	44.163	1:11.622	40.998	234.7	11:11:09.160	8		2:37.008	45.228	1:10.428	41.352	231.7	11:12:03.122
9		2:37.693	44.387	1:12.012	41.294	234.7	11:13:46.853	9		2:37.011	44.934	1:10.729	41.348	230.7	11:14:40.133
10		2:37.814	44.910	1:11.593	41.311	238.9	11:16:24.667	10		2:39.338	44.858	1:12.797	41.683	232.7	11:17:19.471
11		2:37.643	44.404	1:12.090	41.149	236.3	11:19:02.310	11		2:37.178	44.789	1:10.617	41.772	227.8	11:19:56.649

**25** Mikel Azcona Cupra TCR **38** Danny Kroes Cupra TCR  
 PCR Sport PCR Sport

Lap	D	Time	Sector 1	Sector 2	Sector 3	T. Spd	Elapsed	Lap	D	Time	Sector 1	Sector 2	Sector 3	T. Spd	Elapsed
1		10:50:58.501	10:48:43.965	1:26.034	48.502	146.3	10:50:58.501	1		10:50:59.485	10:48:49.558	1:22.101	47.826	121.7	10:50:59.485
2		3:05.288 P	52.254	1:17.070	55.964	178.8	10:54:03.789	2		3:01.340 P	48.409	1:16.230	56.701	163.3	10:54:00.825
3		3:41.925	1:49.245	1:11.446	41.234	227.3	10:57:45.714	3		3:23.261	1:29.332	1:12.563	41.366	223.6	10:57:24.086
4		2:34.837	44.013	1:10.868	39.956	236.8	11:00:20.551	4		2:34.854	44.445	1:09.759	40.650	238.9	10:59:58.940
5		2:35.453	43.891	1:11.158	40.404	238.4	11:02:56.004	5		2:35.763	45.276	1:10.068	40.419	236.3	11:02:34.703
6		2:33.727	43.621	1:09.938	40.168	239.4	11:05:29.731	6		2:35.145	43.959	1:10.280	40.906	238.9	11:05:09.848
7		2:44.059 P	43.536	1:09.955	50.568	239.4	11:08:13.790	7		2:35.442	43.761	1:10.705	40.976	240.5	11:07:45.290
8		5:04.267	3:11.597	1:11.462	41.208	235.2	11:13:18.057	8		2:35.582	43.843	1:11.035	40.704	240.0	11:10:20.872
9		2:33.765	43.476	1:09.963	40.326	237.8	11:15:51.822	9		2:36.429	43.667	1:10.783	41.979	241.0	11:12:57.301
10		2:34.228	43.292	1:10.513	40.423	240.0	11:18:26.050	10		2:46.125 P	43.678	1:12.093	50.354	240.5	11:15:43.426
11		3:32.234	1:39.520	1:11.376	41.338	238.9	11:19:15.660								

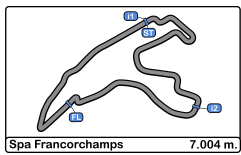
**26** Francisco Mora Hyundai i30 N TCR **42** Stefano Comini Honda Civic Type R FK7 TCR  
 M1RA Autodis Racing by THX

Lap	D	Time	Sector 1	Sector 2	Sector 3	T. Spd	Elapsed	Lap	D	Time	Sector 1	Sector 2	Sector 3	T. Spd	Elapsed
1		10:51:26.703 P	10:48:55.648	1:28.831	1:02.224	124.1	10:51:26.703	1		10:51:23.862	10:49:17.985	1:22.607	43.270	164.6	10:51:23.862
2		6:13.239	4:09.749	1:17.553	45.937	170.0	10:57:39.942	2		2:34.931	44.871	1:09.602	40.458	227.3	10:53:58.793
3		2:36.935	45.676	1:10.471	40.788	218.6	11:00:16.877	3		2:34.476	44.206	1:09.552	40.718	231.2	10:56:33.269
4		2:33.922	44.126	1:09.001	40.795	229.7	11:02:50.799	4		2:34.720	43.989	1:10.071	40.660	232.2	10:59:07.989
5		2:33.353	43.986	1:09.013	40.354	229.7	11:05:24.152	5		2:34.884	43.955	1:10.198	40.731	233.2	11:01:42.873
6		2:41.846 P	43.702	1:09.571	48.573	231.7	11:08:05.998	6		2:42.428 P	43.812	1:10.597	48.019	234.2	11:04:25.301
7		4:26.926	2:35.070	1:10.642	41.214	227.3	11:12:32.924	7		6:49.804	4:41.772	1:19.444	48.588	166.1	11:11:15.105
8		2:34.722	43.639	1:10.036	41.047	232.7	11:15:07.646	8		2:32.329	43.738	1:08.160	40.431	232.7	11:13:47.434
9		2:35.023	43.861	1:10.175	40.987	232.2	11:17:42.669	9		2:32.793	43.531	1:08.726	40.536	232.2	11:16:20.227
10		2:43.365 P	44.219	1:10.622	48.524	229.2	11:20:26.034	10		2:33.672	43.689	1:09.192	40.791	233.2	11:18:53.899

**34** Stian Paulsen Cupra TCR **62** Dušan Borković Hyundai i30 N TCR  
 Stian Paulsen Racing Target Competition

Lap	D	Time	Sector 1	Sector 2	Sector 3	T. Spd	Elapsed	Lap	D	Time	Sector 1	Sector 2	Sector 3	T. Spd	Elapsed
1		10:51:38.568 P	10:49:09.826	1:29.382	59.360	149.1	10:51:38.568	1		10:51:48.549 P	10:49:24.103	1:23.280	1:01.166	139.8	10:51:48.549
2		3:40.960	1:49.128	1:10.863	40.969	219.5	10:55:19.528	2		5:18.325	3:19.101	1:11.214	48.010	180.9	10:57:06.874
3		2:32.810	43.904	1:08.841	40.065	237.3	10:57:52.338	3		2:33.141	44.037	1:08.865	40.239	231.2	10:59:40.015
4		2:33.071	43.736	1:09.440	39.895	238.4	11:00:25.409	4		2:32.064	43.304	1:08.572	40.188	236.3	11:02:12.079
5		2:49.866 P	43.680	1:10.365	55.821	241.0	11:03:15.275	5		2:45.642	43.232	1:15.491	46.919	237.8	11:04:57.721
6		8:32.887	6:42.013	1:10.466	40.408	231.2	11:11:48.162	6		2:32.637	43.307	1:09.076	40.254	234.7	11:07:30.358
7		2:33.468	43.382	1:10.040	40.046	239.4	11:14:21.630	7		3:10.833 P	51.885	1:23.632	55.316	146.5	11:10:41.191
8		43.380	1:21.993			241.0		8		6:22.016	4:15.574	1:22.497	43.945	115.5	11:17:03.207
								9		2:41.323	45.318	1:13.497	42.508	213.4	11:19:44.530





Spa Francorchamps  
TCR Europe  
Free Practice - 1  
Lap Analysis



63

Giovanni Altoè

Audi RS3 LMS TCR DSG 99

Josh Files

Honda Civic Type R FK7 TCR

Pit Lane Competizioni

Hell Energy Racing with KCMG

Lap D	Time	Sector 1	Sector 2	Sector 3	T. Spd	Elapsed	Lap D	Time	Sector 1	Sector 2	Sector 3	T. Spd	Elapsed					
1	10:51:42.049 P	10:49:19.288	1:25.948	56.813	135.5	10:51:42.049	1	10:50:52.710	10:48:49.273	1:17.810	45.627	167.7	10:50:52.710					
2	3:38.971	1:41.271	1:14.700	43.000	199.2	10:55:21.020	2	2:33.781	44.667	1:08.971	40.143	230.2	10:53:26.491					
3	2:39.483	45.192	1:11.982	42.309	225.4	10:58:00.503	3	2:33.246	44.025	1:08.950	40.271	232.7	10:55:59.737					
4	2:38.576	44.815	1:12.016	41.745	226.4	11:00:39.079	4	2:45.072 P	43.838	1:09.397	51.837	233.7	10:58:44.809					
5	2:37.683	44.908	1:11.327	41.448	233.2	11:03:16.762	5	6:55.406	5:05.456	1:09.778	40.172	232.2	11:05:40.215					
6	2:38.799	45.048	1:12.338	41.413	233.2	11:05:55.561	6	2:33.818	43.578	1:09.667	40.573	237.8	11:08:14.033					
7	2:38.407	44.498	1:12.822	41.087	235.2	11:08:33.968	7	2:44.317 P	43.971	1:11.326	49.020	236.8	11:10:58.350					
8	2:37.770	44.548	1:11.609	41.613	237.3	11:11:11.738	8	5:07.811	3:17.446	1:09.778	40.587	235.8	11:16:06.161					
9	2:38.464	44.321	1:12.563	41.580	235.8	11:13:50.202	9	2:34.823	43.695	1:10.363	40.765	236.3	11:18:40.984					
10	2:38.329	44.673	1:11.887	41.769	237.3	11:16:28.531	999						Dániel Nagy			Hyundai i30 N TCR		
11	2:40.125	45.007	1:12.775	42.343	236.3	11:19:08.656												

69

Jean-Karl Vernay

Audi RS3 LMS TCR

M1RA

Leopard Lukoil Team

Lap D	Time	Sector 1	Sector 2	Sector 3	T. Spd	Elapsed	Lap D	Time	Sector 1	Sector 2	Sector 3	T. Spd	Elapsed
1	10:51:12.724	10:49:10.241	1:17.854	44.629	143.6	10:51:12.724	1	10:51:24.836 P	10:48:53.975	1:28.792	1:02.069	114.6	10:51:24.836
2	2:41.740	45.832	1:14.146	41.762	192.8	10:53:54.464	2	6:25.953	4:18.002	1:22.862	45.089	186.2	10:57:50.789
3	2:50.765	46.574	1:20.953	43.238	175.6	10:56:45.229	3	2:38.058	45.548	1:11.553	40.957	223.6	11:00:28.847
4	2:32.332	43.107	1:09.247	39.978	243.2	10:59:17.561	4	2:35.436	44.676	1:09.702	41.058	228.8	11:03:04.283
5	2:41.855 P	43.256	1:09.883	48.716	242.1	11:01:59.416	5	2:35.225	44.438	1:09.401	41.386	228.3	11:05:39.508
6	7:49.555	5:53.920	1:12.808	42.827	203.7	11:09:48.971	6	2:46.602 P	44.486	1:10.130	51.986	214.7	11:08:26.110
7	2:31.416	43.091	1:09.150	39.175	242.6	11:12:20.387							
8	2:32.294	43.167	1:09.167	39.960	241.6	11:14:52.681							
9	2:51.002 P	44.995	1:13.870	52.137	214.7	11:17:43.683							

88

Maxime Potty

Volkswagen Golf GTI TCR

Comtoy Racing

Lap D	Time	Sector 1	Sector 2	Sector 3	T. Spd	Elapsed
1	10:50:55.889	10:48:54.703	1:18.137	43.049	183.3	10:50:55.889
2	2:40.466 P	44.350	1:09.512	46.604	234.2	10:53:36.355
3	3:25.811	1:36.050	1:09.441	40.320	233.7	10:57:02.166
4	2:33.687	44.049	1:09.356	40.282	235.8	10:59:35.853
5	2:33.498	43.402	1:09.826	40.270	239.4	11:02:09.351
6	2:33.809	43.295	1:09.544	40.970	240.0	11:04:43.160
7	2:39.339 P	43.424	1:09.568	46.347	237.8	11:07:22.499
8	4:19.785	2:15.100	1:21.623	43.062	207.6	11:11:42.284
9	2:32.023	43.275	1:08.666	40.082	237.8	11:14:14.307
10	2:31.670	43.074	1:08.554	40.042	240.5	11:16:45.977
11	2:41.164 P	43.171	1:10.544	47.449	241.0	11:19:27.141

94

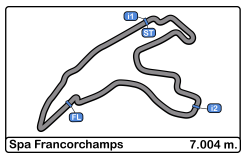
Kris Richard

Hyundai i30 N TCR

Target Competition

Lap D	Time	Sector 1	Sector 2	Sector 3	T. Spd	Elapsed
1	10:51:00.171 P	10:48:48.390	1:19.177	52.604	115.1	10:51:00.171
2	5:25.133	3:23.521	1:18.701	42.911	214.7	10:56:25.304
3	2:36.863	44.935	1:11.152	40.776	227.8	10:59:02.167
4	2:34.863	44.307	1:10.022	40.534	231.7	11:01:37.030
5	2:34.731	44.148	1:10.072	40.511	230.2	11:04:11.761
6	2:34.095	44.283	1:09.328	40.484	231.7	11:06:45.856
7	2:44.509 P	44.253	1:10.383	49.873	230.2	11:09:30.365
8	6:14.238	4:17.877	1:15.410	40.951	224.0	11:15:44.603
9	2:34.139	44.170	1:09.577	40.392	230.2	11:18:18.742



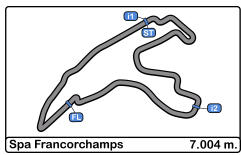


**Spa Francorchamps**  
**TCR Europe**  
**Free Practice - 1**  
**Best Sectors Results**



Sector - 1				Sector - 2				Sector - 3				Ideal Lap vs Best Lap			
Clas	Nº	Driver	Time	Nº	Driver	Time	Nº	Driver	Time	Clas	Nº	Driver	Ideal Lap	Best Lap	Clas
1	88	Maxime Potty	43.074	42	Stefano Comini	1:08.160	69	Jean-Karl Vernay	39.175	1	69	Jean-Karl Vernay	2:31.416	2:31.416	1
2	69	Jean-Karl Vernay	43.091	88	Maxime Potty	1:08.554	34	Stian Paulsen	39.895	2	88	Maxime Potty	2:31.670	2:31.670	2
3	62	Dušan Borković	43.232	62	Dušan Borković	1:08.572	25	Mikel Azcona	39.956	3	62	Dušan Borković	2:31.992	2:32.064	3
4	25	Mikel Azcona	43.292	8	Reece Barr	1:08.829	88	Maxime Potty	40.042	4	34	Stian Paulsen	2:32.116	2:32.810	5
5	11	Jens Reno Møller	43.345	34	Stian Paulsen	1:08.841	99	Josh Files	40.143	5	42	Stefano Comini	2:32.122	2:32.329	4
6	34	Stian Paulsen	43.380	99	Josh Files	1:08.950	62	Dušan Borković	40.188	6	99	Josh Files	2:32.671	2:33.246	6
7	4	Julien Briché	43.469	26	Francisco Mora	1:09.001	26	Francisco Mora	40.354	7	26	Francisco Mora	2:32.994	2:33.353	7
8	42	Stefano Comini	43.531	69	Jean-Karl Vernay	1:09.150	8	Reece Barr	40.370	8	25	Mikel Azcona	2:33.186	2:33.727	9
9	99	Josh Files	43.578	94	Kris Richard	1:09.328	94	Kris Richard	40.392	9	8	Reece Barr	2:33.381	2:33.451	8
10	26	Francisco Mora	43.639	999	Dániel Nagy	1:09.401	38	Danny Kroes	40.419	10	38	Danny Kroes	2:33.845	2:34.854	13
11	38	Danny Kroes	43.667	38	Danny Kroes	1:09.759	42	Stefano Comini	40.431	11	94	Kris Richard	2:33.868	2:34.095	10
12	14	Loris Cencetti	43.995	4	Julien Briché	1:09.912	11	Jens Reno Møller	40.531	12	11	Jens Reno Møller	2:33.892	2:34.343	11
13	94	Kris Richard	44.148	25	Mikel Azcona	1:09.938	4	Julien Briché	40.680	13	4	Julien Briché	2:34.061	2:34.418	12
14	23	Francisco Abreu	44.163	14	Loris Cencetti	1:09.977	14	Loris Cencetti	40.712	14	14	Loris Cencetti	2:34.684	2:34.862	14
15	8	Reece Barr	44.182	11	Jens Reno Møller	1:10.016	10	Viktor Davidovsky	40.877	15	999	Dániel Nagy	2:34.796	2:35.225	15
16	63	Giovanni Altoè	44.321	13	Cedric Piro	1:10.272	17	Martin Ryba	40.904	16	13	Cedric Piro	2:35.680	2:35.680	16
17	99	Dániel Nagy	44.438	35	Munkong Sathienthirakul	1:10.428	13	Cedric Piro	40.916	17	10	Viktor Davidovsky	2:36.192	2:37.308	21
18	13	Cedric Piro	44.492	10	Viktor Davidovsky	1:10.762	23	Francisco Abreu	40.935	18	23	Francisco Abreu	2:36.350	2:36.783	18
19	21	Marie Baus-Coppen	44.549	17	Martin Ryba	1:10.901	21	Marie Baus-Coppen	40.946	19	21	Marie Baus-Coppen	2:36.494	2:36.947	19
20	10	Viktor Davidovsky	44.553	21	Marie Baus-Coppen	1:10.999	999	Dániel Nagy	40.957	20	35	Munkong Sathienthir	2:36.565	2:37.008	20
21	35	Munkong Sathienthirakul	44.789	23	Francisco Abreu	1:11.252	63	Giovanni Altoè	41.087	21	17	Martin Ryba	2:36.626	2:36.693	17
22	17	Martin Ryba	44.821	63	Giovanni Altoè	1:11.327	35	Munkong Sathienthirakul	41.348	22	63	Giovanni Altoè	2:36.735	2:37.683	22



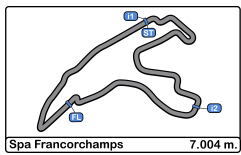


**Spa Francorchamps**  
**TCR Europe**  
**Free Practice - 1**  
**Best 5 Lap Times**



Cls	N°	Driver	Nat	Team	Nat	Vehicle	Best 1		Best 2		Best 3		Best 4		Best 5	
							Time	Lap	Time	Lap	Time	Lap	Time	Lap	Time	Lap
1	69	Jean-Karl Vernay	FRA	Leopard Lukoil Team	FRA	Audi RS3 LMS TCR	2:31.416	7	2:32.294	8	2:32.332	4	2:41.740	2	2:41.855	5
2	88	Maxime Potty	BEL	Comtoy Racing	BEL	Volkswagen Golf GTI TCR	2:31.670	10	2:32.023	9	2:33.498	5	2:33.687	4	2:33.809	6
3	62	Dušan Borković	SRB	Target Competition	SRB	Hyundai i30 N TCR	2:32.064	4	2:32.637	6	2:33.141	3	2:41.323	9	2:45.642	5
4	42	Stefano Comini	SUI	Autodis Racing by THX	SUI	Honda Civic Type R FK7 TCR	2:32.329	8	2:32.793	9	2:33.672	10	2:34.476	3	2:34.720	4
5	34	Stian Paulsen	NOR	Stian Paulsen Racing	NOR	Cupra TCR	2:32.810	3	2:33.071	4	2:33.468	7	2:49.866	5	3:40.960	2
6	99	Josh Files	GBR	Hell Energy Racing with KCMG	GBR	Honda Civic Type R FK7 TCR	2:33.246	3	2:33.781	2	2:33.818	6	2:34.823	9	2:44.317	7
7	26	Francisco Mora	POR	M1RA	POR	Hyundai i30 N TCR	2:33.353	5	2:33.922	4	2:34.722	8	2:35.023	9	2:36.935	3
8	8	Reece Barr	IRE	Target Competition	IRE	Hyundai i30 N TCR	2:33.451	5	2:34.276	4	2:35.283	6	2:35.494	3	2:35.640	9
9	25	Mikel Azcona	ESP	PCR Sport	ESP	Cupra TCR	2:33.727	6	2:33.765	9	2:34.228	10	2:34.837	4	2:35.453	5
10	94	Kris Richard	SUI	Target Competition	SUI	Hyundai i30 N TCR	2:34.095	6	2:34.139	9	2:34.731	5	2:34.863	4	2:36.863	3
11	11	Jens Reno Møller	DEN	Reno Racing	DEN	Honda Civic Type R FK7 TCR	2:34.343	8	2:34.447	4	2:34.654	9	2:36.020	3	2:43.021	5
12	4	Julien Briché	FRA	JSB Compétition	FRA	Peugeot 308 TCR	2:34.418	4	2:35.200	3	2:54.498	5	7:21.022	2		
13	38	Danny Kroes	NED	PCR Sport	NED	Cupra TCR	2:34.854	4	2:35.145	6	2:35.442	7	2:35.582	8	2:35.763	5
14	14	Loris Cencetti	LUX	Autodis Racing by Piro Sports	LUX	Hyundai i30 N TCR	2:34.862	3	2:35.657	5	2:36.006	4	2:36.729	9	2:39.864	2
15	999	Dániel Nagy	HUN	M1RA	HUN	Hyundai i30 N TCR	2:35.225	5	2:35.436	4	2:38.058	3	2:46.602	6	6:25.953	2
16	13	Cedric Piro	GER	Autodis Racing by Piro Sports	GER	Honda Civic Type R FK7 TCR	2:35.680	5	2:37.144	6	2:37.356	3	2:37.909	2	2:39.135	9
17	17	Martin Ryba	SVK	Brutal Fish Racing Team	SVK	Volkswagen Golf GTI TCR	2:36.693	9	2:38.503	8	2:39.559	5	2:39.600	11	2:40.927	4
18	23	Francisco Abreu	POR	Sports & You	POR	Peugeot 308 TCR	2:36.783	8	2:37.031	5	2:37.643	11	2:37.693	9	2:37.814	10
19	21	Marie Baus-	FRA	JSB Compétition	FRA	Cupra TCR DSG	2:36.947	6	2:37.205	5	2:37.374	4	2:37.451	8	2:38.353	7
20	35	Munkong	THA	Monlau Competición	THA	Cupra TCR	2:37.008	8	2:37.011	9	2:37.178	11	2:37.545	7	2:39.097	4
21	10	Viktor Davidovsky	MKD	PSS Racing Team	MKD	Honda Civic Type R FK7 TCR	2:37.308	4	2:37.405	10	2:37.662	7	2:37.923	6	2:38.329	11
22	63	Giovanni Altoè	ITA	Pit Lane Competizioni	ITA	Audi RS3 LMS TCR DSG	2:37.683	5	2:37.770	8	2:38.329	10	2:38.407	7	2:38.464	9



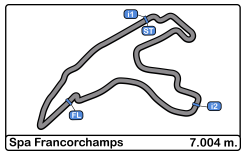


**Spa Francorchamps**  
**TCR Europe**  
**Free Practice - 1**  
**Best 5 Top Speeds**



Cls	N°	Driver	Nat	Team	Nat	Vehicle	Top 1		Top 2		Top 3		Top 4		Top 5		Avg
							Km/h	Lap	Km/h	Lap	Km/h	Lap	Km/h	Lap	Km/h	Lap	
1	69	Jean-Karl Vernay	FRA	Leopard Lukoil Team	FRA	Audi RS3 LMS TCR	243.2	4	242.6	7	242.1	5	241.6	8	214.7	9	236.8
2	21	Marie Baus-	FRA	JSB Compétition	FRA	Cupra TCR DSG	241.0	7	232.2	6	231.2	5	226.8	10	225.9	8	231.4
3	34	Stian Paulsen	NOR	Stian Paulsen Racing	NOR	Cupra TCR	241.0	5	241.0	8	239.4	7	238.4	4	237.3	3	239.4
4	38	Danny Kroes	NED	PCR Sport	NED	Cupra TCR	241.0	9	240.5	7	240.5	10	240.0	8	238.9	4	240.2
5	88	Maxime Potty	BEL	Comtoy Racing	BEL	Volkswagen Golf GTI TCR	241.0	11	240.5	10	240.0	6	239.4	5	237.8	7	239.7
6	4	Julien Briché	FRA	JSB Compétition	FRA	Peugeot 308 TCR	240.5	4	240.5	5	239.4	3	180.6	2	135.3	1	207.2
7	25	Mikel Azcona	ESP	PCR Sport	ESP	Cupra TCR	240.0	10	239.4	6	239.4	7	238.4	5	237.8	9	239.0
8	11	Jens Reno Møller	DEN	Reno Racing	DEN	Honda Civic Type R FK7 TCR	239.4	10	237.8	8	237.8	9	236.8	6	234.7	4	237.3
9	23	Francisco Abreu	POR	Sports & You	POR	Peugeot 308 TCR	238.9	10	236.3	11	234.7	8	234.7	9	233.7	6	235.7
10	62	Dušan Borković	SRB	Target Competition	SRB	Hyundai i30 N TCR	237.8	5	236.3	4	234.7	6	231.2	3	213.4	9	230.7
11	99	Josh Files	GBR	Hell Energy Racing with KCMG	GBR	Honda Civic Type R FK7 TCR	237.8	6	236.8	7	236.3	9	235.8	8	233.7	4	236.1
12	63	Giovanni Altoè	ITA	Pit Lane Competizioni	ITA	Audi RS3 LMS TCR DSG	237.3	8	237.3	10	236.3	11	235.8	9	235.2	7	236.4
13	14	Loris Cencetti	LUX	Autodis Racing by Piro Sports	LUX	Hyundai i30 N TCR	236.3	10	235.2	9	234.7	8	231.7	4	231.7	5	233.9
14	13	Cedric Piro	GER	Autodis Racing by Piro Sports	GER	Honda Civic Type R FK7 TCR	235.8	7	234.7	4	234.7	5	233.2	6	231.2	9	233.9
15	8	Reece Barr	IRE	Target Competition	IRE	Hyundai i30 N TCR	234.2	6	230.7	9	229.7	5	227.8	4	222.2	3	228.9
16	10	Viktor Davidovsky	MKD	PSS Racing Team	MKD	Honda Civic Type R FK7 TCR	234.2	11	233.7	10	233.2	6	233.2	9	232.7	7	233.4
17	42	Stefano Comini	SUI	Autodis Racing by THX	SUI	Honda Civic Type R FK7 TCR	234.2	6	233.2	5	233.2	10	232.7	8	232.2	4	233.1
18	17	Martin Ryba	SVK	Brutal Fish Racing Team	SVK	Volkswagen Golf GTI TCR	233.7	9	233.2	10	231.2	8	231.2	11	230.2	4	231.9
19	26	Francisco Mora	POR	M1RA	POR	Hyundai i30 N TCR	232.7	8	232.2	9	231.7	6	229.7	4	229.7	5	231.2
20	35	Munkong	THA	Monlau Competición	THA	Cupra TCR	232.7	10	231.7	8	231.2	4	230.7	9	230.2	5	231.3
21	94	Kris Richard	SUI	Target Competition	SUI	Hyundai i30 N TCR	231.7	4	231.7	6	230.2	5	230.2	7	230.2	9	230.8
22	999	Dániel Nagy	HUN	M1RA	HUN	Hyundai i30 N TCR	228.8	4	228.3	5	223.6	3	214.7	6	186.2	2	216.3





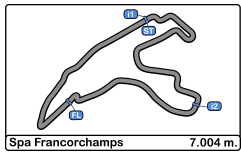
Spa Francorchamps  
 TCR Europe  
 Free Practice - 1  
 Fastest Laps Sequence



Lap	Time of Day	Session Time	Nº	Driver	Nat	Team	Nat	Vehicle	Time	Km/h
2	10:53:26.491	5:26.491	99	Josh Files	GBR	Hell Energy Racing with KCMG	GBR	Honda Civic Type R FK7 TCR	2:33.781	163.9
3	10:55:59.737	7:59.737	99	Josh Files	GBR	Hell Energy Racing with KCMG	GBR	Honda Civic Type R FK7 TCR	2:33.246	164.5
3	10:57:52.338	9:52.338	34	Stian Paulsen	NOR	Stian Paulsen Racing	NOR	Cupra TCR	2:32.810	165.0
4	10:59:17.561	11:17.561	69	Jean-Karl Vernay	FRA	Leopard Lukoil Team	FRA	Audi RS3 LMS TCR	2:32.332	165.5
4	11:02:12.079	14:12.079	62	Dušan Borković	SRB	Target Competition	SRB	Hyundai i30 N TCR	2:32.064	165.8
7	11:12:20.387	24:20.387	69	Jean-Karl Vernay	FRA	Leopard Lukoil Team	FRA	Audi RS3 LMS TCR	2:31.416	166.5







Spa Francorchamps

TCR Europe

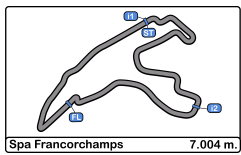
Free Practice - 1

Event Best Maximum Speed



Nº	Driver	Nat	Team	Nat	Vehicle	Km/h	Session
69	Jean-Karl Vernay	FRA	Leopard Lukoil Team	FRA	Audi RS3 LMS TCR	243.2	Free Practice - 1
34	Stian Paulsen	NOR	Stian Paulsen Racing	NOR	Cupra TCR	241.0	Free Practice - 1
21	Marie Baus-Cop	FRA	JSB Compétition	FRA	Cupra TCR DSG	241.0	Free Practice - 1
38	Danny Kroes	NED	PCR Sport	NED	Cupra TCR	241.0	Free Practice - 1
88	Maxime Potty	BEL	Comtoyou Racing	BEL	Volkswagen Golf GTI TCR	241.0	Free Practice - 1
4	Julien Briché	FRA	JSB Compétition	FRA	Peugeot 308 TCR	240.5	Free Practice - 1
25	Mikel Azcona	ESP	PCR Sport	ESP	Cupra TCR	240.0	Free Practice - 1
11	Jens Reno Møller	DEN	Reno Racing	DEN	Honda Civic Type R FK7 TCR	239.4	Free Practice - 1
23	Francisco Abreu	POR	Sports & You	POR	Peugeot 308 TCR	238.9	Free Practice - 1
62	Dušan Borković	SRB	Target Competition	SRB	Hyundai i30 N TCR	237.8	Free Practice - 1
99	Josh Files	GBR	Hell Energy Racing with KCMG	GBR	Honda Civic Type R FK7 TCR	237.8	Free Practice - 1
63	Giovanni Altoè	ITA	Pit Lane Competizioni	ITA	Audi RS3 LMS TCR DSG	237.3	Free Practice - 1
14	Loris Cencetti	LUX	Autodis Racing by Piro Sports	LUX	Hyundai i30 N TCR	236.3	Free Practice - 1
13	Cedric Piro	GER	Autodis Racing by Piro Sports	GER	Honda Civic Type R FK7 TCR	235.8	Free Practice - 1
42	Stefano Comini	SUI	Autodis Racing by THX	SUI	Honda Civic Type R FK7 TCR	234.2	Free Practice - 1
8	Reece Barr	IRE	Target Competition	IRE	Hyundai i30 N TCR	234.2	Free Practice - 1
10	Viktor Davidovsky	MKD	PSS Racing Team	MKD	Honda Civic Type R FK7 TCR	234.2	Free Practice - 1
17	Martin Ryba	SVK	Brutal Fish Racing Team	SVK	Volkswagen Golf GTI TCR	233.7	Free Practice - 1
26	Francisco Mora	POR	M1RA	POR	Hyundai i30 N TCR	232.7	Free Practice - 1
35	Munkong Sathien	THA	Monlau Competición	THA	Cupra TCR	232.7	Free Practice - 1
94	Kris Richard	SUI	Target Competition	SUI	Hyundai i30 N TCR	231.7	Free Practice - 1
999	Dániel Nagy	HUN	M1RA	HUN	Hyundai i30 N TCR	228.8	Free Practice - 1





**Spa Francorchamps**  
**TCR Europe**  
**Free Practice - 1**  
**Pit Stop Analysis**



**4** Julien Briche Peugeot JSB Compétition  
 Peugeot 308 TCR

Nr.	In Day Time	In Time	Out Time	Pit Time	T. Pit Time	Handicap	Penalty
1	10:52:26.689	10:52:26.689	10:57:09.790	4:43.101	4:43.101		

**8** Reece Barr Hyundai Target Competition  
 Hyundai i30 N TCR

Nr.	In Day Time	In Time	Out Time	Pit Time	T. Pit Time	Handicap	Penalty
1	10:51:38.908	10:51:38.908	10:55:39.526	4:00.618	4:00.618		
2	11:11:12.699	11:11:12.699	11:15:21.448	4:08.749	8:09.367		

**10** Viktor Davidovsky Honda PSS Racing Team  
 Honda Civic Type R FK7 TCR

Nr.	In Day Time	In Time	Out Time	Pit Time	T. Pit Time	Handicap	Penalty
1	11:09:42.964	11:09:42.964	11:11:22.590	1:39.626	1:39.626		

**11** Jens Reno Møller Honda Reno Racing  
 Honda Civic Type R FK7 TCR

Nr.	In Day Time	In Time	Out Time	Pit Time	T. Pit Time	Handicap	Penalty
1	11:04:53.101	11:04:53.101	11:07:05.924	2:12.823	2:12.823		

**13** Cedric Piro Honda Autodis Racing by Piro Sports  
 Honda Civic Type R FK7 TCR

Nr.	In Day Time	In Time	Out Time	Pit Time	T. Pit Time	Handicap	Penalty
1	11:07:23.914	11:07:23.914	11:12:30.184	5:06.270	5:06.270		

**14** Loris Cencetti Hyundai Autodis Racing by Piro Sports  
 Hyundai i30 N TCR

Nr.	In Day Time	In Time	Out Time	Pit Time	T. Pit Time	Handicap	Penalty
1	11:04:55.502	11:04:55.502	11:08:20.157	3:24.655	3:24.655		

**17** Martin Ryba Volkswagen Brutal Fish Racing Team  
 Volkswagen Golf GTI TCR

Nr.	In Day Time	In Time	Out Time	Pit Time	T. Pit Time	Handicap	Penalty
1	11:05:22.408	11:05:22.408	11:07:02.190	1:39.782	1:39.782		

**21** Marie Baus-Coppens Cupra JSB Compétition  
 Cupra TCR DSG

Nr.	In Day Time	In Time	Out Time	Pit Time	T. Pit Time	Handicap	Penalty
1	11:13:04.941	11:13:04.941	11:16:36.237	3:31.296	3:31.296		

**23** Francisco Abreu Peugeot Sports & You  
 Peugeot 308 TCR

Nr.	In Day Time	In Time	Out Time	Pit Time	T. Pit Time	Handicap	Penalty
1	11:04:33.272	11:04:33.272	11:05:58.137	1:24.865	1:24.865		

**25** Mikel Azcona Cupra PCR Sport  
 Cupra TCR

Nr.	In Day Time	In Time	Out Time	Pit Time	T. Pit Time	Handicap	Penalty
1	10:53:57.650	10:53:57.650	10:54:58.426	1:00.776	1:00.776		
2	11:08:07.981	11:08:07.981	11:10:33.601	2:25.620	3:26.396		

**26** Francisco Mora Hyundai MIRA  
 Hyundai i30 N TCR

Nr.	In Day Time	In Time	Out Time	Pit Time	T. Pit Time	Handicap	Penalty
1	10:51:21.481	10:51:21.481	10:54:52.157	3:30.676	3:30.676		
2	11:08:00.709	11:08:00.709	11:09:44.096	1:43.387	5:14.063		

**34** Stian Paulsen Cupra Stian Paulsen Racing  
 Cupra TCR

Nr.	In Day Time	In Time	Out Time	Pit Time	T. Pit Time	Handicap	Penalty
1	10:51:32.677	10:51:32.677	10:52:48.370	1:15.693	1:15.693		
2	11:03:09.963	11:03:09.963	11:09:01.944	5:51.981	7:07.674		

**35** Munkong Sathienthirakul Cupra Monlau Competición  
 Cupra TCR

Nr.	In Day Time	In Time	Out Time	Pit Time	T. Pit Time	Handicap	Penalty
1	11:02:39.019	11:02:39.019	11:04:09.241	1:30.222	1:30.222		

**38** Danny Kroes Cupra PCR Sport  
 Cupra TCR

Nr.	In Day Time	In Time	Out Time	Pit Time	T. Pit Time	Handicap	Penalty
1	10:53:54.874	10:53:54.874	10:54:36.735	41.861	41.861		
2	11:15:37.584	11:15:37.584	11:16:34.022	56.438	1:38.299		

**42** Stefano Comini Honda Autodis Racing by THX  
 Honda Civic Type R FK7 TCR

Nr.	In Day Time	In Time	Out Time	Pit Time	T. Pit Time	Handicap	Penalty
1	11:04:19.656	11:04:19.656	11:08:21.047	4:01.391	4:01.391		

**62** Dušan Borković Hyundai Target Competition  
 Hyundai i30 N TCR

Nr.	In Day Time	In Time	Out Time	Pit Time	T. Pit Time	Handicap	Penalty
1	10:51:43.197	10:51:43.197	10:54:15.881	2:32.684	2:32.684		
2	11:10:35.862	11:10:35.862	11:13:59.398	3:23.536	5:56.220		

**63** Giovanni Altoè Audi Pit Lane Competizioni  
 Audi RS3 LMS TCR DSG

Nr.	In Day Time	In Time	Out Time	Pit Time	T. Pit Time	Handicap	Penalty
1	10:51:36.885	10:51:36.885	10:52:41.560	1:04.675	1:04.675		

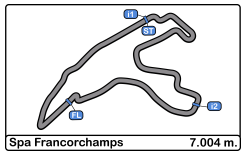
**69** Jean-Karl Vernay Audi Leopard Lukoil Team  
 Audi RS3 LMS TCR

Nr.	In Day Time	In Time	Out Time	Pit Time	T. Pit Time	Handicap	Penalty
1	11:01:54.113	11:01:54.113	11:06:58.583	5:04.470	5:04.470		
2	11:17:38.292	11:17:38.292	11:18:01.989	23.697	5:28.167		

**88** Maxime Potty Volkswagen Comtoy Racing  
 Volkswagen Golf GTI TCR

Nr.	In Day Time	In Time	Out Time	Pit Time	T. Pit Time	Handicap	Penalty
1	10:53:31.053	10:53:31.053	10:54:20.564	49.511	49.511		
2	11:07:17.179	11:07:17.179	11:08:54.090	1:36.911	2:26.422		





**Spa Francorchamps**  
**TCR Europe**  
**Free Practice - 1**  
**Pit Stop Analysis**



94

Kris Richard

Hyundai

Target Competition

Hyundai i30 N TCR

Nr.	In Day Time	In Time	Out Time	Pit Time	T. Pit Time	Handicap	Penalty
1	10:50:54.958	10:50:54.958	10:53:41.305	2:46.347	2:46.347		
2	11:09:25.029	11:09:25.029	11:12:49.847	3:24.818	6:11.165		

99

Josh Files

Honda

Hell Energy Racing with KCMG

Honda Civic Type R FK7 TCR

Nr.	In Day Time	In Time	Out Time	Pit Time	T. Pit Time	Handicap	Penalty
1	10:58:39.449	10:58:39.449	11:03:06.531	4:27.082	4:27.082		
2	11:10:53.208	11:10:53.208	11:13:36.732	2:43.524	7:10.606		

999

Dániel Nagy

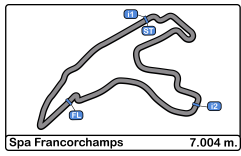
Hyundai

M1RA

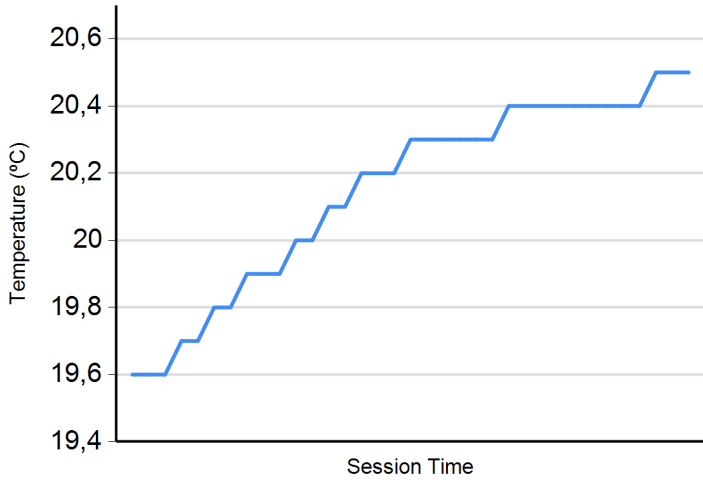
Hyundai i30 N TCR

Nr.	In Day Time	In Time	Out Time	Pit Time	T. Pit Time	Handicap	Penalty
1	10:51:19.407	10:51:19.407	10:54:55.161	3:35.754	3:35.754		

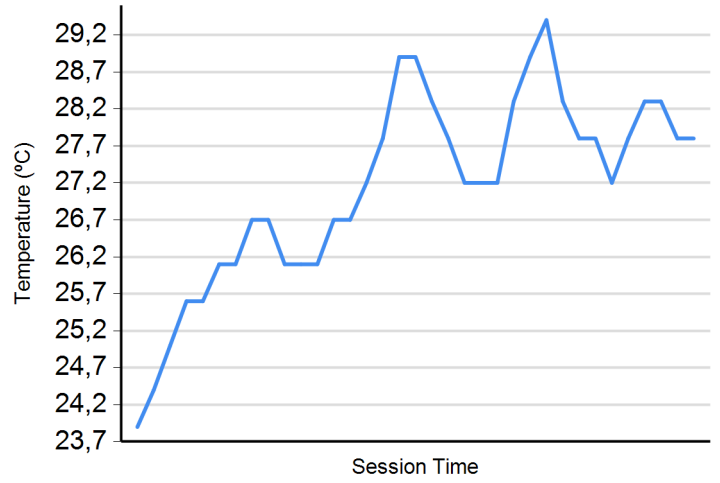




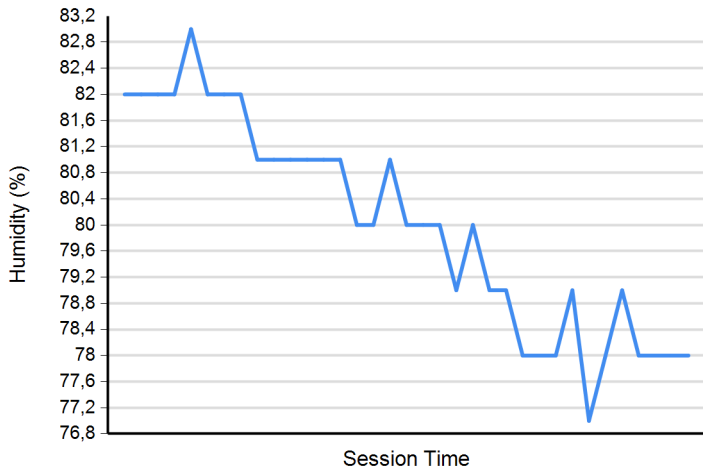
**Air Temperature**



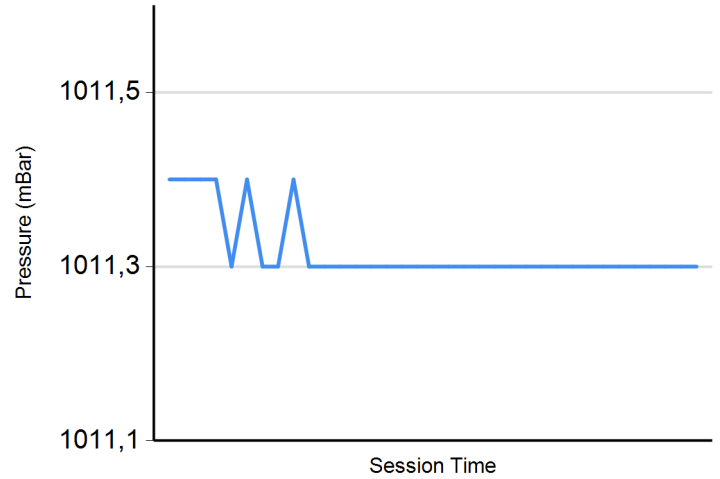
**Track Temperature**



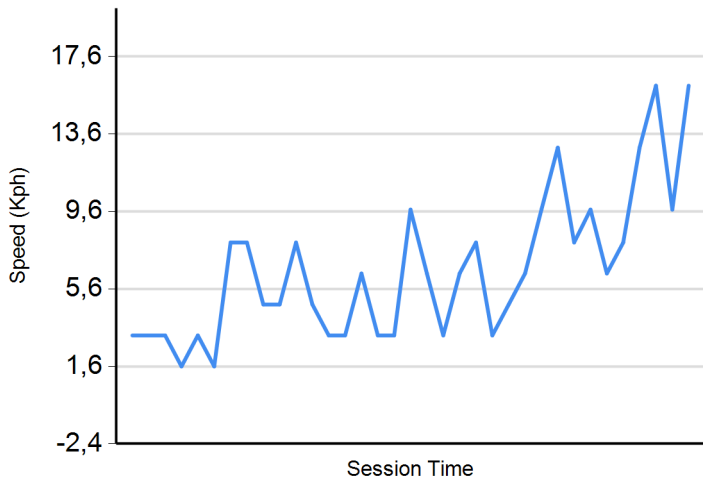
**Humidity**



**Pressure**



**Wind Speed**



**Wind direction**

