

Autodromo Nazionale Monza

TCR Europe

Free Practice - 1

Provisional Results



| Cls | Nº  | Driver                  | Nat | Team                         | Nat | Vehicle                    | Laps | Best | Time     | Gap    | Interval | Km/h  |
|-----|-----|-------------------------|-----|------------------------------|-----|----------------------------|------|------|----------|--------|----------|-------|
| 1   | 70  | Mat'o Homola            | SVK | Target Competition           | SVK | Hyundai i30 N TCR          | 11   | 6    | 1:57.488 |        |          | 177.5 |
| 2   | 8   | Luca Engstler           | GER | M1RA Motorsport              | GER | Hyundai i30 N TCR          | 12   | 4    | 1:57.590 | 0.102  | 0.102    | 177.3 |
| 3   | 9   | Josh Files              | GBR | Target Competition           | GBR | Hyundai i30 N TCR          | 12   | 11   | 1:57.617 | 0.129  | 0.027    | 177.3 |
| 4   | 19  | Andreas Bäckma          | SWE | Target Competition           | SWE | Hyundai i30 N TCR          | 13   | 12   | 1:57.876 | 0.388  | 0.259    | 176.9 |
| 5   | 58  | Dominik Bauman          | AUT | Target Competition           | AUT | Hyundai i30 N TCR          | 11   | 8    | 1:58.051 | 0.563  | 0.175    | 176.6 |
| 6   | 26  | Jessica Bäckman         | SWE | Target Competition           | SWE | Hyundai i30 N TCR          | 13   | 4    | 1:58.129 | 0.641  | 0.078    | 176.5 |
| 7   | 16  | Gilles Magnus           | BEL | Comtoy Racing                | BEL | Audi RS 3 LMS              | 11   | 4    | 1:58.300 | 0.812  | 0.171    | 176.2 |
| 8   | 25  | Natan Bihel             | FRA | M Racing                     | FRA | Hyundai i30 N TCR          | 11   | 6    | 1:58.337 | 0.849  | 0.037    | 176.2 |
| 9   | 30  | Luca Filippi            | ITA | BRC Racing Team              | ITA | Hyundai i30 N TCR          | 12   | 9    | 1:58.505 | 1.017  | 0.168    | 175.9 |
| 10  | 55  | Santiago Urrutia        | URU | Team WRT                     | URU | Audi RS 3 LMS              | 11   | 5    | 1:58.609 | 1.121  | 0.104    | 175.8 |
| 11  | 15  | Sami Taoufik            | MAR | Comtoy Racing                | MAR | Audi RS 3 LMS              | 8    | 4    | 1:58.676 | 1.188  | 0.067    | 175.7 |
| 12  | 45  | Gianni Morbidelli       | ITA | WestCoast Racing             | ITA | Volkswagen Golf GTI TCR    | 10   | 5    | 1:58.702 | 1.214  | 0.026    | 175.6 |
| 13  | 7   | Aurélien Comte          | FRA | DG Sport Compétition         | FRA | Peugeot 308 TCR            | 12   | 10   | 1:58.719 | 1.231  | 0.017    | 175.6 |
| 14  | 24  | Julien Briché           | FRA | JSB Compétition              | FRA | Peugeot 308 TCR            | 13   | 12   | 1:58.842 | 1.354  | 0.123    | 175.4 |
| 15  | 85  | Guilherme Salas         | BRA | Vukovic Motorsport           | BRA | Renault Mégane RS          | 12   | 5    | 1:59.195 | 1.707  | 0.353    | 174.9 |
| 16  | 34  | Stian Paulsen           | NOR | Stian Paulsen Racing         | NOR | CUPRA TCR                  | 9    | 5    | 1:59.225 | 1.737  | 0.030    | 174.9 |
| 17  | 88  | Maxime Potty            | BEL | Team WRT                     | BEL | Volkswagen Golf GTI TCR    | 11   | 5    | 1:59.297 | 1.809  | 0.072    | 174.8 |
| 18  | 10  | Viktor Davidovski       | MKD | PSS Racing Team              | MKD | Honda Civic Type R FK7 TCR | 6    | 5    | 1:59.356 | 1.868  | 0.059    | 174.7 |
| 19  | 27  | John Filippi            | FRA | PCR Sport                    | FRA | CUPRA TCR                  | 11   | 8    | 1:59.459 | 1.971  | 0.103    | 174.5 |
| 20  | 14  | Klim Gavrilov           | RUS | VRC Team                     | RUS | Audi RS 3 LMS              | 12   | 11   | 1:59.522 | 2.034  | 0.063    | 174.4 |
| 21  | 112 | Jimmy Clairet           | FRA | Team Clairet Sport           | FRA | Peugeot 308 TCR            | 13   | 4    | 1:59.538 | 2.050  | 0.016    | 174.4 |
| 22  | 96  | Abdulla Ali Al-Khelaifi | QAT | QMMF Racing by PCR Sport     | QAT | CUPRA TCR                  | 12   | 5    | 1:59.845 | 2.357  | 0.307    | 174.0 |
| 23  | 123 | Daniel Lloyd            | GBR | Brutal Fish Racing Team      | GBR | Honda Civic Type R FK7 TCR | 7    | 4    | 1:59.862 | 2.374  | 0.017    | 173.9 |
| 24  | 23  | Tamás Tenke             | HUN | Zengő Motorsport             | HUN | CUPRA TCR                  | 12   | 11   | 1:59.946 | 2.458  | 0.084    | 173.8 |
| 25  | 17  | Martin Ryba             | SVK | Brutal Fish Racing Team      | SVK | Honda Civic Type R FK7 TCR | 11   | 11   | 1:59.963 | 2.475  | 0.017    | 173.8 |
| 26  | 46  | Olli Kangas             | FIN | WestCoast Racing             | FIN | Volkswagen Golf GTI TCR    | 11   | 9    | 1:59.980 | 2.492  | 0.017    | 173.8 |
| 27  | 111 | Teddy Clairet           | FRA | Team Clairet Sport           | FRA | Peugeot 308 TCR            | 13   | 5    | 2:00.100 | 2.612  | 0.120    | 173.6 |
| 28  | 91  | Grigoriy Burlutskiy     | RUS | Carville Racing              | RUS | Volkswagen Golf GTI TCR    | 12   | 11   | 2:00.297 | 2.809  | 0.197    | 173.3 |
| 29  | 22  | Josh Burdon             | AUS | Brutal Fish Racing Team      | AUS | Honda Civic Type R FK7 TCR | 6    | 5    | 2:01.162 | 3.674  | 0.865    | 172.1 |
| 30  | 117 | Albert Legutko          | POL | Legutko Racing – ADAC Berlin | POL | Honda Civic Type R FK7 TCR | 12   | 11   | 2:01.736 | 4.248  | 0.574    | 171.3 |
| 31  | 18  | Paul Ip Kung Ching      | HKG | Brutal Fish Racing Team      | HKG | Honda Civic Type R FK7 TCR | 8    | 4    | 2:06.837 | 9.349  | 5.101    | 164.4 |
| 32  | 21  | Marie Baus-Coppens      | FRA | JSB Compétition              | FRA | CUPRA TCR                  | 4    | 4    | 2:33.526 | 36.038 | 26.689   | 135.8 |
| 33  | 12  | Nelson Panciatici       | FRA | M Racing                     | FRA | Hyundai i30 N TCR          | 2    | 2    | 2:40.562 | 43.074 | 7.036    | 129.8 |

Published at:.....

Track Temp: 23.4 °C Air Temp: 18.4 °C

Humidity: 70 %

Track Status: DRY

Stewards:

Race Director:

Timekeeper:





# Autodromo Nazionale Monza

## TCR Europe

### Free Practice - 1

#### Lap Analysis



**7** Aurélien Comte Peugeot 308 TCR  
DG Sport Compétition

| Lap D | Time         | Sector 1     | Sector 2 | Sector 3 | T. Spd | Elapsed      |
|-------|--------------|--------------|----------|----------|--------|--------------|
| 1     | 12:30:05.855 | 12:28:33.324 | 44.407   | 48.124   | 147.3  | 12:30:05.855 |
| 2     | 2:01.294     | 38.330       | 41.048   | 41.916   | 244.3  | 12:32:07.149 |
| 3     | 1:59.612     | 38.466       | 40.184   | 40.962   | 232.2  | 12:34:06.761 |
| 4     | 1:59.812     | 38.681       | 40.372   | 40.759   | 247.1  | 12:36:06.573 |
| 5     | 1:59.572     | 38.175       | 40.264   | 41.133   | 248.2  | 12:38:06.145 |
| 6     | 2:00.068     | 38.273       | 40.379   | 41.416   | 244.3  | 12:40:06.213 |
| 7     | 2:12.256 P   | 38.213       | 40.503   | 53.540   | 243.7  | 12:42:18.469 |
| 8     | 5:38.416     | 4:08.949     | 45.696   | 43.771   | 169.5  | 12:47:56.885 |
| 9     | 1:59.094     | 38.166       | 40.225   | 40.703   | 244.3  | 12:49:55.979 |
| 10    | 1:58.719     | 38.062       | 39.803   | 40.854   | 243.7  | 12:51:54.698 |
| 11    | 2:52.239     | 1:21.837     | 45.995   | 44.407   | 245.4  | 12:54:46.937 |
| 12    | 2:32.685 P   | 38.158       | 49.493   | 1:05.034 | 244.3  | 12:57:19.622 |

**8** Luca Engstler Hyundai i30 N TCR  
M1RA Motorsport

| Lap D | Time           | Sector 1     | Sector 2 | Sector 3 | T. Spd | Elapsed      |
|-------|----------------|--------------|----------|----------|--------|--------------|
| 1     | 12:29:51.354 P | 12:28:11.726 | 46.242   | 53.386   | 133.9  | 12:29:51.354 |
| 2     | 3:50.296       | 2:25.440     | 43.383   | 41.473   | 155.3  | 12:33:41.650 |
| 3     | 1:57.622       | 37.879       | 39.413   | 40.330   | 249.4  | 12:35:39.272 |
| 4     | 1:57.590       | 38.016       | 39.305   | 40.269   | 250.5  | 12:37:36.862 |
| 5     | 2:09.269 P     | 39.345       | 41.645   | 48.279   | 242.6  | 12:39:46.131 |
| 6     | 5:12.573       | 3:51.352     | 40.360   | 40.861   | 166.4  | 12:44:58.704 |
| 7     | 1:57.863       | 37.962       | 39.425   | 40.476   | 246.5  | 12:46:56.567 |
| 8     | 1:57.792       | 37.767       | 39.634   | 40.391   | 250.0  | 12:48:54.359 |
| 9     | 1:58.248       | 38.025       | 39.590   | 40.633   | 247.1  | 12:50:52.607 |
| 10    | 2:02.419       | 38.420       | 39.897   | 44.102   | 243.2  | 12:52:55.026 |
| 11    | 1:57.910       | 37.967       | 39.595   | 40.348   | 247.7  | 12:54:52.936 |
| 12    | 2:38.745 P     | 38.083       | 59.140   | 1:01.522 | 248.8  | 12:57:31.681 |

**9** Josh Files Hyundai i30 N TCR  
Target Competition

| Lap D | Time         | Sector 1     | Sector 2 | Sector 3 | T. Spd | Elapsed      |
|-------|--------------|--------------|----------|----------|--------|--------------|
| 1     | 12:29:27.565 | 12:27:56.740 | 47.187   | 43.638   | 143.6  | 12:29:27.565 |
| 2     | 1:58.955     | 38.356       | 39.814   | 40.785   | 239.4  | 12:31:26.520 |
| 3     | 1:58.398     | 38.056       | 39.678   | 40.664   | 242.1  | 12:33:24.918 |
| 4     | 1:58.230     | 38.469       | 39.358   | 40.403   | 242.6  | 12:35:23.148 |
| 5     | 1:57.953     | 38.031       | 39.446   | 40.476   | 242.1  | 12:37:21.101 |
| 6     | 1:58.066     | 38.045       | 39.433   | 40.588   | 242.6  | 12:39:19.167 |
| 7     | 2:08.823 P   | 38.143       | 39.472   | 51.208   | 245.4  | 12:41:27.990 |
| 8     | 4:48.983     | 3:25.147     | 42.477   | 41.359   | 163.1  | 12:46:16.973 |
| 9     | 1:58.135     | 37.958       | 39.608   | 40.569   | 246.0  | 12:48:15.108 |
| 10    | 2:01.714     | 39.705       | 40.823   | 41.186   | 244.8  | 12:50:16.822 |
| 11    | 1:57.617     | 37.762       | 39.446   | 40.409   | 249.4  | 12:52:14.439 |
| 12    | 2:05.625 P   | 37.867       | 39.806   | 47.952   | 240.0  | 12:54:20.064 |

**10** Viktor Davidovski Honda Civic Type R FK7 TCR  
PSS Racing Team

| Lap D | Time           | Sector 1     | Sector 2 | Sector 3 | T. Spd | Elapsed      |
|-------|----------------|--------------|----------|----------|--------|--------------|
| 1     | 12:30:27.978 P | 12:28:44.108 | 46.498   | 57.372   | 129.6  | 12:30:27.978 |
| 2     | 4:56.127       | 3:14.780     | 49.729   | 51.618   | 183.9  | 12:35:24.105 |
| 3     | 2:02.563       | 39.199       | 41.203   | 42.161   | 241.0  | 12:37:26.668 |
| 4     | 2:00.073       | 38.674       | 40.343   | 41.056   | 246.0  | 12:39:26.741 |
| 5     | 1:59.356       | 38.394       | 40.146   | 40.816   | 244.3  | 12:41:26.097 |
| 6     | 3:11.523 P     | 38.629       | 1:04.576 | 1:28.318 | 243.7  | 12:44:37.620 |

**12** Nelson Panciatichi Hyundai i30 N TCR  
M Racing

| Lap D | Time         | Sector 1     | Sector 2 | Sector 3 | T. Spd | Elapsed      |
|-------|--------------|--------------|----------|----------|--------|--------------|
| 1     | 12:29:41.865 | 12:28:15.170 | 43.668   | 43.027   | 153.8  | 12:29:41.865 |
| 2     | 2:40.562 P   | 38.413       | 40.173   | 1:21.976 | 221.7  | 12:32:22.427 |

**14** Klim Gavrilov Audi RS 3 LMS  
VRC Team

| Lap D | Time         | Sector 1     | Sector 2 | Sector 3 | T. Spd | Elapsed      |
|-------|--------------|--------------|----------|----------|--------|--------------|
| 1     | 12:30:19.882 | 12:28:45.702 | 46.331   | 47.849   | 147.7  | 12:30:19.882 |
| 2     | 2:03.103     | 38.981       | 42.995   | 41.127   | 221.3  | 12:32:22.985 |
| 3     | 2:01.730     | 38.669       | 40.891   | 42.170   | 246.5  | 12:34:24.715 |
| 4     | 2:00.414     | 38.964       | 40.252   | 41.198   | 239.4  | 12:36:25.129 |
| 5     | 2:01.223     | 39.927       | 40.237   | 41.059   | 244.8  | 12:38:26.352 |
| 6     | 2:08.992 P   | 38.528       | 40.267   | 50.197   | 242.6  | 12:40:35.344 |
| 7     | 3:48.460     | 2:20.221     | 43.156   | 45.083   | 175.0  | 12:44:23.804 |
| 8     | 2:00.038     | 38.514       | 40.652   | 40.872   | 242.1  | 12:46:23.842 |
| 9     | 2:08.351 P   | 38.455       | 40.655   | 49.241   | 244.3  | 12:48:32.193 |
| 10    | 4:04.554     | 2:35.379     | 45.216   | 43.959   | 95.8   | 12:52:36.747 |
| 11    | 1:59.522     | 38.568       | 40.344   | 40.610   | 243.7  | 12:54:36.269 |
| 12    | 2:23.761 P   | 38.737       | 46.592   | 58.432   | 246.0  | 12:57:00.030 |


**15** Sami Taoufik Audi RS 3 LMS  
Comtoy Racing

| Lap D | Time         | Sector 1     | Sector 2 | Sector 3 | T. Spd | Elapsed      |
|-------|--------------|--------------|----------|----------|--------|--------------|
| 1     | 12:29:56.575 | 12:28:21.193 | 46.226   | 49.156   | 172.5  | 12:29:56.575 |
| 2     | 2:08.169     | 44.188       | 41.642   | 42.339   | 248.2  | 12:32:04.744 |
| 3     | 2:00.403     | 38.824       | 40.525   | 41.054   | 220.4  | 12:34:05.147 |
| 4     | 1:58.676     | 38.151       | 39.944   | 40.581   | 232.2  | 12:36:03.823 |
| 5     | 2:07.775 P   | 37.844       | 39.981   | 49.950   | 232.2  | 12:38:11.598 |
| 6     | 5:07.888 P   | 3:27.617     | 44.094   | 56.177   | 182.7  | 12:43:19.486 |
| 7     | 7:49.013 P   | 5:55.642     | 43.579   | 1:09.792 | 181.5  | 12:51:08.499 |
| 8     | 6:14.918 P   | 4:19.995     | 56.077   | 58.846   | 142.6  | 12:57:23.417 |

**16** Gilles Magnus Audi RS 3 LMS  
Comtoy Racing

| Lap D | Time         | Sector 1     | Sector 2 | Sector 3 | T. Spd | Elapsed      |
|-------|--------------|--------------|----------|----------|--------|--------------|
| 1     | 12:29:55.370 | 12:28:19.757 | 46.457   | 49.156   | 163.3  | 12:29:55.370 |
| 2     | 1:59.497     | 38.294       | 40.288   | 40.915   | 250.0  | 12:31:54.867 |
| 3     | 2:00.930     | 38.672       | 40.455   | 41.803   | 251.7  | 12:33:55.797 |
| 4     | 1:58.300     | 37.946       | 39.674   | 40.680   | 250.5  | 12:35:54.097 |
| 5     | 1:58.503     | 37.830       | 39.876   | 40.797   | 251.7  | 12:37:52.600 |
| 6     | 2:00.247     | 39.208       | 40.044   | 40.995   | 247.1  | 12:39:52.847 |
| 7     | 2:06.466     | 38.196       | 44.135   | 44.135   | 247.1  | 12:41:59.313 |
| 8     | 2:06.531 P   | 38.086       | 39.944   | 48.501   | 249.4  | 12:44:05.844 |
| 9     | 4:36.479 P   | 3:07.538     | 41.673   | 47.268   | 177.9  | 12:48:42.323 |
| 10    | 5:56.285     | 4:31.513     | 43.042   | 41.730   | 186.2  | 12:54:38.608 |
| 11    | 2:24.148 P   | 37.982       | 48.205   | 57.961   | 250.5  | 12:57:02.756 |





Autodromo Nazionale Monza

TCR Europe

Free Practice - 1

Lap Analysis



17

Martin Ryba

Honda Civic Type R FK7 TCR

Brutal Fish Racing Team

| Lap D | Time         | Sector 1     | Sector 2 | Sector 3 | T. Spd | Elapsed      |
|-------|--------------|--------------|----------|----------|--------|--------------|
| 1     | 12:30:12.780 | 12:28:26.597 | 55.652   | 50.531   | 131.0  | 12:30:12.780 |
| 2     | 2:31.920 P   | 43.951       | 47.545   | 1:00.424 | 174.1  | 12:32:44.700 |
| 3     | 4:19.448 P   | 2:20.895     | 49.884   | 1:08.669 | 162.4  | 12:37:04.148 |
| 4     | 2:39.268     | 1:13.611     | 43.393   | 42.264   | 191.1  | 12:39:43.416 |
| 5     | 2:02.526     | 38.725       | 41.644   | 42.157   | 243.2  | 12:41:45.942 |
| 6     | 2:01.674     | 38.688       | 41.358   | 41.628   | 241.0  | 12:43:47.616 |
| 7     | 2:01.484     | 38.795       | 40.858   | 41.831   | 234.7  | 12:45:49.100 |
| 8     | 2:01.515     | 38.645       | 40.863   | 42.007   | 242.1  | 12:47:50.615 |
| 9     | 2:00.011     | 38.216       | 40.642   | 41.153   | 250.5  | 12:49:50.626 |
| 10    | 2:06.463     | 38.486       | 45.530   | 42.447   | 249.4  | 12:51:57.089 |
| 11    | 1:59.963     | 38.426       | 40.433   | 41.104   | 248.8  | 12:53:57.052 |
| 12    |              | 38.386       |          |          | 250.5  |              |

18

Paul Ip Kung Ching

Honda Civic Type R FK7 TCR

Brutal Fish Racing Team

| Lap D | Time         | Sector 1     | Sector 2 | Sector 3 | T. Spd | Elapsed      |
|-------|--------------|--------------|----------|----------|--------|--------------|
| 1     | 12:30:26.696 | 12:28:36.389 | 55.032   | 55.275   | 146.5  | 12:30:26.696 |
| 2     | 2:17.454     | 42.164       | 47.509   | 47.781   | 215.5  | 12:32:44.150 |
| 3     | 2:08.052     | 39.874       | 43.478   | 44.700   | 237.8  | 12:34:52.202 |
| 4     | 2:06.837     | 39.296       | 42.876   | 44.665   | 242.1  | 12:36:59.039 |
| 5     | 2:17.975 P   | 39.537       | 42.607   | 55.831   | 243.7  | 12:39:17.014 |
| 6     | 11:08.877    | 9:40.606     | 43.911   | 44.360   | 165.8  | 12:50:25.891 |
| 7     | 2:14.075     | 40.604       | 48.864   | 44.607   | 202.2  | 12:52:39.966 |
| 8     | 2:21.464 P   | 42.523       | 43.507   | 55.434   | 242.6  | 12:55:01.430 |

19

Andreas Bäckman

Hyundai i30 N TCR

Target Competition

| Lap D | Time         | Sector 1     | Sector 2 | Sector 3 | T. Spd | Elapsed      |
|-------|--------------|--------------|----------|----------|--------|--------------|
| 1     | 12:29:29.066 | 12:27:57.436 | 47.212   | 44.418   | 140.2  | 12:29:29.066 |
| 2     | 1:59.961     | 38.776       | 40.180   | 41.005   | 225.0  | 12:31:29.027 |
| 3     | 1:59.414     | 38.096       | 40.635   | 40.683   | 229.7  | 12:33:28.441 |
| 4     | 1:58.297     | 37.824       | 39.807   | 40.666   | 240.0  | 12:35:26.738 |
| 5     | 1:58.644     | 37.991       | 39.816   | 40.837   | 231.7  | 12:37:25.382 |
| 6     | 1:58.119     | 37.800       | 39.698   | 40.621   | 246.0  | 12:39:23.501 |
| 7     | 1:58.133     | 37.923       | 39.659   | 40.551   | 242.6  | 12:41:21.634 |
| 8     | 1:58.787     | 38.074       | 39.855   | 40.858   | 236.3  | 12:43:20.421 |
| 9     | 2:08.205 P   | 37.872       | 40.800   | 49.533   | 243.7  | 12:45:28.626 |
| 10    | 5:32.366     | 4:06.285     | 43.840   | 42.241   | 129.9  | 12:51:00.992 |
| 11    | 1:58.167     | 38.051       | 39.685   | 40.431   | 239.4  | 12:52:59.159 |
| 12    | 1:57.876     | 37.805       | 39.597   | 40.474   | 244.3  | 12:54:57.035 |
| 13    | 2:37.468 P   | 39.580       | 55.163   | 1:02.725 | 245.4  | 12:57:34.503 |

21

Marie Baus-Coppens

CUPRA TCR

JSB Compétition

| Lap D | Time         | Sector 1     | Sector 2 | Sector 3 | T. Spd | Elapsed      |
|-------|--------------|--------------|----------|----------|--------|--------------|
| 1     | 12:29:49.920 | 12:28:16.604 | 48.451   | 44.865   | 162.8  | 12:29:49.920 |
| 2     | 2:39.623 P   | 47.846       | 56.069   | 55.708   | 244.3  | 12:32:29.543 |
| 3     | 8:05.079     | 6:23.589     | 56.121   | 45.369   | 178.2  | 12:40:34.622 |
| 4     | 2:33.526 P   | 41.501       | 50.085   | 1:01.940 | 216.4  | 12:43:08.148 |

22

Josh Burdon

Honda Civic Type R FK7 TCR

Brutal Fish Racing Team

| Lap D | Time           | Sector 1     | Sector 2 | Sector 3 | T. Spd | Elapsed      |
|-------|----------------|--------------|----------|----------|--------|--------------|
| 1     | 12:30:25.244 P | 12:28:32.081 | 52.158   | 1:01.005 | 124.5  | 12:30:25.244 |
| 2     | 17:51.714      | 16:18.878    | 46.280   | 46.556   | 159.5  | 12:48:16.958 |
| 3     | 2:03.120       | 39.869       | 41.747   | 41.504   | 241.6  | 12:50:20.078 |
| 4     | 2:12.763       | 38.568       | 44.696   | 49.499   | 242.1  | 12:52:32.841 |
| 5     | 2:01.162       | 38.936       | 40.916   | 41.310   | 240.0  | 12:54:34.003 |
| 6     | 2:37.538 P     | 38.699       | 57.788   | 1:01.051 | 242.1  | 12:57:11.541 |

23

Tamás Tenke

CUPRA TCR

Zengó Motorsport

| Lap D | Time         | Sector 1     | Sector 2 | Sector 3 | T. Spd | Elapsed      |
|-------|--------------|--------------|----------|----------|--------|--------------|
| 1     | 12:30:29.708 | 12:28:46.907 | 50.808   | 51.993   | 144.1  | 12:30:29.708 |
| 2     | 2:07.672     | 39.603       | 44.497   | 43.572   | 221.7  | 12:32:37.380 |
| 3     | 2:03.085     | 39.506       | 41.889   | 41.690   | 245.4  | 12:34:40.465 |
| 4     | 2:01.107     | 38.327       | 41.018   | 41.762   | 246.5  | 12:36:41.572 |
| 5     | 2:13.240 P   | 40.860       | 42.016   | 50.364   | 231.2  | 12:38:54.812 |
| 6     | 4:48.116     | 3:22.768     | 42.838   | 42.510   | 186.8  | 12:43:42.928 |
| 7     | 2:00.824     | 38.427       | 40.665   | 41.732   | 241.0  | 12:45:43.752 |
| 8     | 2:00.318     | 38.486       | 40.499   | 41.333   | 241.0  | 12:47:44.070 |
| 9     | 2:05.201     | 38.801       | 42.113   | 44.287   | 241.6  | 12:49:49.271 |
| 10    | 2:06.422     | 43.618       | 41.776   | 41.028   | 244.3  | 12:51:55.693 |
| 11    | 1:59.946     | 38.240       | 40.639   | 41.067   | 249.4  | 12:53:55.639 |
| 12    | 2:22.534 P   | 38.063       | 40.495   | 1:03.976 | 248.8  | 12:56:18.173 |

24

Julien Briche

Peugeot 308 TCR

JSB Compétition

| Lap D | Time         | Sector 1     | Sector 2 | Sector 3 | T. Spd | Elapsed      |
|-------|--------------|--------------|----------|----------|--------|--------------|
| 1     | 12:29:49.236 | 12:28:15.944 | 48.547   | 44.745   | 157.2  | 12:29:49.236 |
| 2     | 2:04.764     | 38.453       | 43.324   | 42.987   | 249.4  | 12:31:54.000 |
| 3     | 1:59.710     | 38.248       | 40.383   | 41.079   | 245.4  | 12:33:53.710 |
| 4     | 1:59.031     | 38.178       | 40.094   | 40.759   | 244.8  | 12:35:52.741 |
| 5     | 2:09.316 P   | 37.852       | 40.235   | 51.229   | 246.0  | 12:38:02.057 |
| 6     | 4:50.889     | 3:20.228     | 47.864   | 42.797   | 58.4   | 12:42:52.946 |
| 7     | 1:59.086     | 38.094       | 40.041   | 40.951   | 244.3  | 12:44:52.032 |
| 8     | 2:03.066     | 41.435       | 40.362   | 41.269   | 201.8  | 12:46:55.098 |
| 9     | 1:59.938     | 38.251       | 40.273   | 41.414   | 243.2  | 12:48:55.036 |
| 10    | 1:59.056     | 38.060       | 40.107   | 40.889   | 242.1  | 12:50:54.092 |
| 11    | 1:58.958     | 38.114       | 39.854   | 40.990   | 244.3  | 12:52:53.050 |
| 12    | 1:58.842     | 38.216       | 39.966   | 40.660   | 243.2  | 12:54:51.892 |
| 13    | 2:37.550 P   | 39.286       | 55.481   | 1:02.783 | 245.4  | 12:57:29.442 |

25


Natan Bihel

Hyundai i30 N TCR

M Racing

| Lap D | Time         | Sector 1     | Sector 2 | Sector 3 | T. Spd | Elapsed      |
|-------|--------------|--------------|----------|----------|--------|--------------|
| 1     | 12:29:44.423 | 12:28:14.530 | 45.737   | 44.156   | 150.8  | 12:29:44.423 |
| 2     | 2:11.954 P   | 38.343       | 41.041   | 52.570   | 244.3  | 12:31:56.377 |
| 3     | 4:40.532     | 3:00.516     | 48.785   | 51.231   | 170.8  | 12:36:36.909 |
| 4     | 1:58.491     | 38.026       | 39.963   | 40.502   | 248.8  | 12:38:35.400 |
| 5     | 1:58.667     | 37.792       | 39.949   | 40.926   | 248.2  | 12:40:34.067 |
| 6     | 1:58.337     | 37.741       | 39.902   | 40.694   | 250.5  | 12:42:32.404 |
| 7     | 2:08.542 P   | 38.157       | 40.037   | 50.348   | 245.4  | 12:44:40.946 |
| 8     | 6:40.405     | 5:05.463     | 52.430   | 42.512   | 169.0  | 12:51:21.351 |
| 9     | 1:58.520     | 37.704       | 39.784   | 41.032   | 249.4  | 12:53:19.871 |
| 10    | 1:59.040     | 37.731       | 40.272   | 41.037   | 245.4  | 12:55:18.911 |
| 11    | 2:34.781 P   | 42.654       | 52.213   | 59.914   | 179.1  | 12:57:53.692 |





# Autodromo Nazionale Monza

## TCR Europe

### Free Practice - 1

#### Lap Analysis



26

Jessica Bäckman

Hyundai i30 N TCR

34

Stian Paulsen

CUPRA TCR

Target Competition

Stian Paulsen Racing

| Lap | D | Time         | Sector 1     | Sector 2 | Sector 3 | T. Spd | Elapsed      |
|-----|---|--------------|--------------|----------|----------|--------|--------------|
| 1   |   | 12:29:36.710 | 12:28:03.166 | 46.153   | 47.391   | 150.6  | 12:29:36.710 |
| 2   |   | 1:59.782     | 38.228       | 40.661   | 40.893   | 234.2  | 12:31:36.492 |
| 3   |   | 1:59.092     | 38.199       | 40.274   | 40.619   | 230.2  | 12:33:35.584 |
| 4   |   | 1:58.129     | 37.890       | 39.789   | 40.450   | 236.8  | 12:35:33.713 |
| 5   |   | 1:58.268     | 37.862       | 39.803   | 40.603   | 242.1  | 12:37:31.981 |
| 6   |   | 1:59.061     | 38.121       | 40.048   | 40.892   | 236.8  | 12:39:31.042 |
| 7   |   | 1:59.622     | 38.094       | 40.060   | 41.468   | 236.3  | 12:41:30.664 |
| 8   |   | 1:58.927     | 38.220       | 39.909   | 40.798   | 235.8  | 12:43:29.591 |
| 9   |   | 2:09.988 P   | 38.333       | 41.100   | 50.555   | 230.2  | 12:45:39.579 |
| 10  |   | 5:40.311     | 4:12.844     | 42.586   | 44.881   | 94.3   | 12:51:19.890 |
| 11  |   | 1:59.088     | 38.253       | 40.072   | 40.763   | 233.2  | 12:53:18.978 |
| 12  |   | 2:05.444     | 38.137       | 43.694   | 43.613   | 235.2  | 12:55:24.422 |
| 13  |   | 2:47.507 P   | 45.555       | 56.707   | 1:05.245 | 168.2  | 12:58:11.929 |

27

John Filippi

CUPRA TCR

PCR Sport

| Lap | D | Time         | Sector 1     | Sector 2 | Sector 3 | T. Spd | Elapsed      |
|-----|---|--------------|--------------|----------|----------|--------|--------------|
| 1   |   | 12:29:29.762 | 12:27:55.744 | 48.513   | 45.505   | 155.3  | 12:29:29.762 |
| 2   |   | 2:02.571     | 39.019       | 41.697   | 41.855   | 232.2  | 12:31:32.333 |
| 3   |   | 2:00.033     | 38.539       | 40.444   | 41.050   | 242.6  | 12:33:32.366 |
| 4   |   | 1:59.681     | 38.412       | 40.247   | 41.022   | 247.1  | 12:35:32.047 |
| 5   |   | 2:07.100 P   | 38.108       | 40.273   | 48.719   | 244.8  | 12:37:39.147 |
| 6   |   | 6:30.734     | 5:08.350     | 40.995   | 41.389   | 186.8  | 12:44:09.881 |
| 7   |   | 2:00.265     | 38.415       | 40.660   | 41.190   | 244.8  | 12:46:10.146 |
| 8   |   | 1:59.459     | 38.223       | 40.260   | 40.976   | 244.8  | 12:48:09.605 |
| 9   |   | 2:09.781 P   | 38.572       | 41.813   | 49.396   | 233.7  | 12:50:19.386 |
| 10  |   | 3:35.324     | 2:09.028     | 44.160   | 42.136   | 125.7  | 12:53:54.710 |
| 11  |   | 2:20.887 P   | 37.904       | 40.195   | 1:02.788 | 248.8  | 12:56:15.597 |

30

Luca Filippi

Hyundai i30 N TCR

BRC Racing Team

| Lap | D | Time         | Sector 1     | Sector 2 | Sector 3 | T. Spd | Elapsed      |
|-----|---|--------------|--------------|----------|----------|--------|--------------|
| 1   |   | 12:30:19.472 | 12:28:40.783 | 47.916   | 50.773   | 145.5  | 12:30:19.472 |
| 2   |   | 2:01.512     | 38.961       | 41.046   | 41.505   | 243.2  | 12:32:20.984 |
| 3   |   | 1:59.272     | 38.100       | 40.135   | 41.037   | 246.5  | 12:34:20.256 |
| 4   |   | 2:23.090     | 45.975       | 53.310   | 43.805   | 247.1  | 12:36:43.346 |
| 5   |   | 1:59.852     | 38.019       | 40.544   | 41.289   | 246.0  | 12:38:43.198 |
| 6   |   | 1:58.749     | 37.954       | 39.924   | 40.871   | 247.7  | 12:40:41.947 |
| 7   |   | 2:08.954 P   | 38.471       | 40.821   | 49.662   | 248.8  | 12:42:50.901 |
| 8   |   | 6:28.838     | 5:05.347     | 42.143   | 41.348   | 139.3  | 12:49:19.739 |
| 9   |   | 1:58.505     | 38.044       | 39.740   | 40.721   | 246.5  | 12:51:18.244 |
| 10  |   | 2:11.426     | 42.181       | 48.190   | 41.055   | 248.2  | 12:53:29.670 |
| 11  |   | 1:58.427     | 38.162       | 39.773   | 40.492   | 247.1  | 12:55:28.097 |
| 12  |   | 2:48.597 P   | 45.464       | 57.578   | 1:05.555 | 154.7  | 12:58:16.694 |

45

Gianni Morbidelli

Volkswagen Golf GTI TCR

WestCoast Racing

| Lap | D | Time           | Sector 1     | Sector 2 | Sector 3 | T. Spd | Elapsed      |
|-----|---|----------------|--------------|----------|----------|--------|--------------|
| 1   |   | 12:30:26.883 P | 12:28:39.358 | 48.169   | 59.356   | 147.1  | 12:30:26.883 |
| 2   |   | 4:11.106       | 2:43.879     | 44.283   | 42.944   | 93.2   | 12:34:37.989 |
| 3   |   | 2:00.510       | 38.556       | 40.735   | 41.219   | 244.8  | 12:36:38.499 |
| 4   |   | 1:59.030       | 37.919       | 40.357   | 40.754   | 248.8  | 12:38:37.529 |
| 5   |   | 1:58.702       | 38.020       | 39.976   | 40.706   | 244.3  | 12:40:36.231 |
| 6   |   | 2:10.379 P     | 37.821       | 40.239   | 52.319   | 249.4  | 12:42:46.610 |
| 7   |   | 7:23.271       | 5:59.281     | 42.487   | 41.503   | 86.1   | 12:50:09.881 |
| 8   |   | 1:59.498       | 38.295       | 40.229   | 40.974   | 243.2  | 12:52:09.379 |
| 9   |   | 1:59.239       | 38.324       | 39.958   | 40.957   | 244.3  | 12:54:08.618 |
| 10  |   | 2:19.116 P     | 38.208       | 44.393   | 56.515   | 245.4  | 12:56:27.734 |

46

Olli Kangas

Volkswagen Golf GTI TCR

WestCoast Racing

| Lap | D | Time           | Sector 1     | Sector 2 | Sector 3 | T. Spd | Elapsed      |
|-----|---|----------------|--------------|----------|----------|--------|--------------|
| 1   |   | 12:30:29.396 P | 12:28:40.028 | 48.102   | 1:01.266 | 144.9  | 12:30:29.396 |
| 2   |   | 4:09.098       | 2:42.272     | 43.890   | 42.936   | 132.1  | 12:34:38.494 |
| 3   |   | 2:02.039       | 38.932       | 41.042   | 42.065   | 229.7  | 12:36:40.533 |
| 4   |   | 2:00.723       | 38.704       | 40.879   | 41.140   | 225.0  | 12:38:41.256 |
| 5   |   | 2:01.590       | 38.921       | 40.850   | 41.819   | 231.2  | 12:40:42.846 |
| 6   |   | 2:00.552       | 38.777       | 40.559   | 41.216   | 240.0  | 12:42:43.398 |
| 7   |   | 2:08.753 P     | 39.147       | 40.462   | 49.144   | 234.7  | 12:44:52.151 |
| 8   |   | 5:18.474       | 3:54.494     | 42.367   | 41.613   | 180.9  | 12:50:10.625 |
| 9   |   | 1:59.980       | 38.382       | 40.506   | 41.092   | 244.3  | 12:52:10.605 |
| 10  |   | 2:00.119       | 38.606       | 40.528   | 40.985   | 237.8  | 12:54:10.724 |
| 11  |   | 2:19.484 P     | 38.614       | 43.100   | 57.770   | 235.8  | 12:56:30.208 |

55

Santiago Urrutia

Audi RS 3 LMS

Team WRT

| Lap | D | Time         | Sector 1     | Sector 2 | Sector 3 | T. Spd | Elapsed      |
|-----|---|--------------|--------------|----------|----------|--------|--------------|
| 1   |   | 12:29:35.159 | 12:28:04.821 | 45.737   | 44.601   | 149.3  | 12:29:35.159 |
| 2   |   | 2:02.675     | 38.475       | 42.694   | 41.506   | 243.7  | 12:31:37.834 |
| 3   |   | 1:59.566     | 38.091       | 40.686   | 40.789   | 249.4  | 12:33:37.400 |
| 4   |   | 1:59.003     | 37.739       | 40.364   | 40.900   | 254.1  | 12:35:36.403 |
| 5   |   | 1:58.609     | 37.788       | 40.062   | 40.759   | 253.5  | 12:37:35.012 |
| 6   |   | 2:06.809 P   | 37.917       | 40.509   | 48.383   | 245.4  | 12:39:41.821 |
| 7   |   | 6:08.095     | 4:36.272     | 41.870   | 49.953   | 186.2  | 12:45:49.916 |
| 8   |   | 2:00.068     | 38.171       | 40.674   | 41.223   | 247.7  | 12:47:49.984 |
| 9   |   | 2:06.958 P   | 37.838       | 41.188   | 47.932   | 251.7  | 12:49:56.942 |
| 10  |   | 4:19.950     | 2:57.213     | 41.423   | 41.314   | 157.2  | 12:54:16.892 |
| 11  |   | 2:24.253 P   | 37.913       | 44.248   | 1:02.092 | 248.8  | 12:56:41.145 |





Autodromo Nazionale Monza

TCR Europe

Free Practice - 1

Lap Analysis



58

Dominik Baumann

Hyundai i30 N TCR

88

Maxime Potty

Volkswagen Golf GTI TCR

Target Competition

Team WRT

| Lap | D | Time         | Sector 1       | Sector 2 | Sector 3 | T. Spd | Elapsed      | Lap | D | Time         | Sector 1     | Sector 2 | Sector 3 | T. Spd | Elapsed      |
|-----|---|--------------|----------------|----------|----------|--------|--------------|-----|---|--------------|--------------|----------|----------|--------|--------------|
| 1   |   | 12:29:41.280 | P 12:28:02.501 | 46.080   | 52.699   | 149.5  | 12:29:41.280 | 1   |   | 12:29:39.675 | 12:28:06.333 | 46.227   | 47.115   | 153.4  | 12:29:39.675 |
| 2   |   | 7:16.372     | 5:52.036       | 42.279   | 42.057   | 162.8  | 12:36:57.652 | 2   |   | 2:00.814     | 38.336       | 40.908   | 41.570   | 245.4  | 12:31:40.489 |
| 3   |   | 1:59.480     | 38.084         | 40.675   | 40.721   | 225.9  | 12:38:57.132 | 3   |   | 2:05.654     | P 38.276     | 40.675   | 46.703   | 245.4  | 12:33:46.143 |
| 4   |   | 1:58.871     | 37.754         | 40.525   | 40.592   | 228.8  | 12:40:56.003 | 4   |   | 4:43.135     | 3:19.541     | 41.556   | 42.038   | 190.1  | 12:38:29.278 |
| 5   |   | 1:58.279     | 37.753         | 39.916   | 40.610   | 237.3  | 12:42:54.282 | 5   |   | 1:59.297     | 38.213       | 40.162   | 40.922   | 243.2  | 12:40:28.575 |
| 6   |   | 1:58.417     | 37.770         | 40.077   | 40.570   | 226.4  | 12:44:52.699 | 6   |   | 2:05.326     | 41.096       | 42.177   | 42.053   | 241.6  | 12:42:33.901 |
| 7   |   | 2:00.727     | 37.758         | 40.002   | 42.967   | 228.8  | 12:46:53.426 | 7   |   | 1:59.520     | 38.380       | 40.213   | 40.927   | 240.5  | 12:44:33.421 |
| 8   |   | 1:58.051     | 37.676         | 39.895   | 40.480   | 229.2  | 12:48:51.477 | 8   |   | 2:06.223     | P 38.687     | 40.348   | 47.188   | 241.0  | 12:46:39.644 |
| 9   |   | 2:07.746     | P 37.883       | 40.532   | 49.331   | 228.3  | 12:50:59.223 | 9   |   | 5:03.604     | 3:40.054     | 42.076   | 41.474   | 189.4  | 12:51:43.248 |
| 10  |   | 4:33.523     | 3:11.076       | 41.136   | 41.311   | 142.1  | 12:55:32.746 | 10  |   | 1:59.984     | 38.761       | 40.350   | 40.873   | 238.9  | 12:53:43.232 |
| 11  |   | 2:47.466     | P 44.636       | 57.806   | 1:05.024 | 155.6  | 12:58:20.212 | 11  |   | 2:07.349     | P 38.462     | 40.021   | 48.866   | 241.6  | 12:55:50.581 |

70

Mat'o Homola

Hyundai i30 N TCR

91

Grigoriy Burlutskiy

Volkswagen Golf GTI TCR

Target Competition

Carville Racing

| Lap | D | Time         | Sector 1     | Sector 2 | Sector 3 | T. Spd | Elapsed      | Lap | D | Time         | Sector 1     | Sector 2 | Sector 3 | T. Spd | Elapsed      |
|-----|---|--------------|--------------|----------|----------|--------|--------------|-----|---|--------------|--------------|----------|----------|--------|--------------|
| 1   |   | 12:29:30.527 | 12:27:59.099 | 46.268   | 45.160   | 149.1  | 12:29:30.527 | 1   |   | 12:30:20.684 | 12:28:46.416 | 46.200   | 48.068   | 135.1  | 12:30:20.684 |
| 2   |   | 2:00.364     | 38.439       | 41.055   | 40.870   | 224.0  | 12:31:30.891 | 2   |   | 2:05.091     | 40.047       | 42.319   | 42.725   | 212.5  | 12:32:25.775 |
| 3   |   | 1:59.239     | 38.408       | 39.756   | 41.075   | 229.7  | 12:33:30.130 | 3   |   | 2:03.586     | 39.506       | 42.014   | 42.066   | 234.7  | 12:34:29.361 |
| 4   |   | 2:08.749     | P 37.872     | 40.726   | 50.151   | 251.7  | 12:35:38.879 | 4   |   | 2:04.301     | 39.162       | 42.351   | 42.788   | 237.3  | 12:36:33.662 |
| 5   |   | 5:07.531     | 3:39.591     | 44.387   | 43.553   | 150.4  | 12:40:46.410 | 5   |   | 2:04.159     | 39.632       | 41.761   | 42.766   | 240.5  | 12:38:37.821 |
| 6   |   | 1:57.488     | 37.716       | 39.414   | 40.358   | 251.7  | 12:42:43.898 | 6   |   | 2:07.854     | P 39.077     | 40.551   | 48.226   | 238.4  | 12:40:45.675 |
| 7   |   | 1:58.356     | 37.941       | 39.717   | 40.698   | 245.4  | 12:44:42.254 | 7   |   | 5:12.390     | 3:49.282     | 41.014   | 42.094   | 184.9  | 12:45:58.065 |
| 8   |   | 2:17.356     | P 38.555     | 44.036   | 54.765   | 248.2  | 12:46:59.610 | 8   |   | 2:00.672     | 38.883       | 40.519   | 41.270   | 237.8  | 12:47:58.737 |
| 9   |   | 4:46.651     | 3:13.842     | 49.145   | 43.664   | 153.8  | 12:51:46.261 | 9   |   | 2:00.955     | 38.645       | 40.524   | 41.786   | 242.6  | 12:49:59.692 |
| 10  |   | 1:58.015     | 38.159       | 39.468   | 40.388   | 244.3  | 12:53:44.276 | 10  |   | 2:00.334     | 38.575       | 40.642   | 41.117   | 241.0  | 12:52:00.026 |
| 11  |   | 2:14.655     | P 38.033     | 39.673   | 56.949   | 247.7  | 12:55:58.931 | 11  |   | 2:00.297     | 38.565       | 40.630   | 41.102   | 241.6  | 12:54:00.323 |
| 12  |   | 2:19.786     | P 38.496     | 40.790   | 1:00.500 | 243.2  | 12:56:20.109 | 12  |   | 2:19.786     | P 38.496     | 40.790   | 1:00.500 | 243.2  | 12:56:20.109 |

85

Guilherme Salas

Renault Mégane RS

96

Abdulla Ali Al-Khelaifi

CUPRA TCR


Vukovic Motorsport

QMMF Racing by PCR Sport

| Lap | D | Time         | Sector 1     | Sector 2 | Sector 3 | T. Spd | Elapsed      | Lap | D | Time         | Sector 1     | Sector 2 | Sector 3 | T. Spd | Elapsed      |
|-----|---|--------------|--------------|----------|----------|--------|--------------|-----|---|--------------|--------------|----------|----------|--------|--------------|
| 1   |   | 12:30:24.727 | 12:28:45.120 | 49.476   | 50.131   | 121.6  | 12:30:24.727 | 1   |   | 12:29:31.796 | 12:27:56.496 | 50.055   | 45.245   | 153.8  | 12:29:31.796 |
| 2   |   | 2:04.502     | 39.689       | 41.956   | 42.857   | 199.2  | 12:32:29.229 | 2   |   | 2:01.872     | 38.912       | 41.003   | 41.957   | 233.2  | 12:31:33.668 |
| 3   |   | 2:00.878     | 38.536       | 40.905   | 41.437   | 240.0  | 12:34:30.107 | 3   |   | 2:00.196     | 38.825       | 40.339   | 41.032   | 224.5  | 12:33:33.864 |
| 4   |   | 2:00.982     | 38.583       | 41.106   | 41.293   | 238.9  | 12:36:31.089 | 4   |   | 2:00.252     | 38.425       | 40.228   | 41.599   | 237.8  | 12:35:34.116 |
| 5   |   | 1:59.195     | 38.101       | 40.131   | 40.963   | 243.7  | 12:38:30.284 | 5   |   | 1:59.845     | 38.111       | 40.529   | 41.205   | 242.6  | 12:37:33.961 |
| 6   |   | 2:02.801     | 40.290       | 41.459   | 41.052   | 247.7  | 12:40:33.085 | 6   |   | 2:02.170     | 38.524       | 42.335   | 41.311   | 229.2  | 12:39:36.131 |
| 7   |   | 2:15.417     | P 39.468     | 42.336   | 53.613   | 243.7  | 12:42:48.502 | 7   |   | 2:08.712     | P 38.846     | 40.719   | 49.147   | 226.4  | 12:41:44.843 |
| 8   |   | 4:59.209     | 3:36.963     | 40.861   | 41.385   | 184.9  | 12:47:47.711 | 8   |   | 6:40.898     | 5:16.599     | 42.742   | 41.557   | 180.9  | 12:48:25.741 |
| 9   |   | 1:59.931     | 38.335       | 40.453   | 41.143   | 242.6  | 12:49:47.642 | 9   |   | 2:00.418     | 39.057       | 40.172   | 41.189   | 227.8  | 12:50:26.159 |
| 10  |   | 2:05.535     | 43.961       | 40.649   | 40.925   | 242.6  | 12:51:53.177 | 10  |   | 2:00.440     | 38.511       | 40.343   | 41.586   | 230.7  | 12:52:26.599 |
| 11  |   | 1:59.717     | 38.219       | 40.434   | 41.064   | 242.6  | 12:53:52.894 | 11  |   | 2:00.637     | 38.843       | 40.182   | 41.612   | 236.3  | 12:54:27.236 |
| 12  |   | 2:30.264     | P 38.249     | 50.646   | 1:01.369 | 244.3  | 12:56:23.158 | 12  |   | 2:31.030     | P 38.543     | 48.090   | 1:04.397 | 236.3  | 12:56:58.266 |







Autodromo Nazionale Monza

TCR Europe

Free Practice - 1

Lap Analysis



111

Teddy Clairet

Peugeot 308 TCR

123

Daniel Lloyd

Honda Civic Type R FK7 TCR

Team Clairet Sport

Brutal Fish Racing Team

| Lap | D | Time         | Sector 1     | Sector 2 | Sector 3 | T. Spd | Elapsed      | Lap | D | Time         | Sector 1     | Sector 2 | Sector 3 | T. Spd | Elapsed      |
|-----|---|--------------|--------------|----------|----------|--------|--------------|-----|---|--------------|--------------|----------|----------|--------|--------------|
| 1   |   | 12:29:58.548 | 12:28:26.506 | 45.101   | 46.941   | 159.0  | 12:29:58.548 | 1   |   | 12:29:53.657 | 12:28:24.748 | 44.788   | 44.121   | 162.8  | 12:29:53.657 |
| 2   |   | 2:02.195     | 38.925       | 41.545   | 41.725   | 225.4  | 12:32:00.743 | 2   |   | 2:03.255     | 40.049       | 41.598   | 41.608   | 237.8  | 12:31:56.912 |
| 3   |   | 2:00.695     | 38.611       | 40.603   | 41.481   | 238.9  | 12:34:01.438 | 3   |   | 2:01.244     | 38.907       | 41.045   | 41.292   | 240.0  | 12:33:58.156 |
| 4   |   | 2:00.277     | 38.470       | 40.414   | 41.393   | 242.6  | 12:36:01.715 | 4   |   | 1:59.862     | 38.356       | 40.391   | 41.115   | 246.0  | 12:35:58.018 |
| 5   |   | 2:00.100     | 38.325       | 40.489   | 41.286   | 240.5  | 12:38:01.815 | 5   |   | 1:59.926     | 38.298       | 40.405   | 41.223   | 246.0  | 12:37:57.944 |
| 6   |   | 2:09.751 P   | 39.287       | 40.449   | 50.015   | 194.9  | 12:40:11.566 | 6   |   | 2:24.604 P   | 38.474       | 45.306   | 1:00.824 | 244.8  | 12:40:22.548 |
| 7   |   | 4:52.725     | 3:29.093     | 41.885   | 41.747   | 185.5  | 12:45:04.291 | 7   |   | 6:52.899     | 5:30.945     | 40.737   | 41.217   | 185.5  | 12:47:15.447 |
| 8   |   | 2:00.623     | 38.492       | 40.622   | 41.509   | 226.4  | 12:47:04.914 | 8   |   |              | 38.492       |          |          | 244.3  |              |
| 9   |   | 2:00.414     | 38.516       | 40.646   | 41.252   | 234.7  | 12:49:05.328 |     |   |              |              |          |          |        |              |
| 10  |   | 2:00.534     | 38.446       | 40.607   | 41.481   | 225.9  | 12:51:05.862 |     |   |              |              |          |          |        |              |
| 11  |   | 2:02.083     | 39.205       | 41.287   | 41.591   | 222.6  | 12:53:07.945 |     |   |              |              |          |          |        |              |
| 12  |   | 2:00.686     | 38.483       | 40.631   | 41.572   | 237.3  | 12:55:08.631 |     |   |              |              |          |          |        |              |
| 13  |   | 2:39.804 P   | 40.515       | 54.543   | 1:04.746 | 240.5  | 12:57:48.435 |     |   |              |              |          |          |        |              |

112

Jimmy Clairet

Peugeot 308 TCR

Team Clairet Sport

| Lap | D | Time         | Sector 1     | Sector 2 | Sector 3 | T. Spd | Elapsed      |
|-----|---|--------------|--------------|----------|----------|--------|--------------|
| 1   |   | 12:30:01.075 | 12:28:30.254 | 45.010   | 45.811   | 133.0  | 12:30:01.075 |
| 2   |   | 2:01.297     | 38.467       | 41.152   | 41.678   | 225.4  | 12:32:02.372 |
| 3   |   | 2:00.599     | 38.421       | 40.277   | 41.901   | 227.8  | 12:34:02.971 |
| 4   |   | 1:59.538     | 38.016       | 40.296   | 41.226   | 237.3  | 12:36:02.509 |
| 5   |   | 1:59.642     | 38.253       | 40.200   | 41.189   | 228.8  | 12:38:02.151 |
| 6   |   | 2:08.016 P   | 38.263       | 40.431   | 49.322   | 227.8  | 12:40:10.167 |
| 7   |   | 4:53.571     | 3:29.910     | 41.534   | 42.127   | 186.2  | 12:45:03.738 |
| 8   |   | 2:00.569     | 38.424       | 40.693   | 41.452   | 233.2  | 12:47:04.307 |
| 9   |   | 2:00.365     | 38.516       | 40.500   | 41.349   | 232.7  | 12:49:04.672 |
| 10  |   | 2:00.743     | 38.559       | 40.614   | 41.570   | 230.2  | 12:51:05.415 |
| 11  |   | 2:00.918     | 38.537       | 40.871   | 41.510   | 233.2  | 12:53:06.333 |
| 12  |   | 2:00.330     | 38.629       | 40.399   | 41.302   | 228.3  | 12:55:06.663 |
| 13  |   | 2:39.989 P   | 40.848       | 54.951   | 1:04.190 | 223.6  | 12:57:46.652 |

117

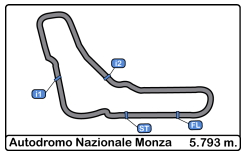
Albert Legutko

Honda Civic Type R FK7 TCR

Legutko Racing – ADAC Berlin

| Lap | D | Time         | Sector 1     | Sector 2 | Sector 3 | T. Spd | Elapsed      |
|-----|---|--------------|--------------|----------|----------|--------|--------------|
| 1   |   | 12:30:34.757 | 12:28:52.459 | 49.652   | 52.646   | 135.6  | 12:30:34.757 |
| 2   |   | 2:07.379     | 39.893       | 43.237   | 44.249   | 214.2  | 12:32:42.136 |
| 3   |   | 2:03.656     | 39.559       | 41.837   | 42.260   | 222.6  | 12:34:45.792 |
| 4   |   | 2:06.650     | 39.201       | 41.222   | 46.227   | 234.7  | 12:36:52.442 |
| 5   |   | 2:02.684     | 39.273       | 41.246   | 42.165   | 237.3  | 12:38:55.126 |
| 6   |   | 2:03.376     | 39.050       | 42.259   | 42.067   | 237.8  | 12:40:58.502 |
| 7   |   | 2:06.138     | 38.934       | 44.583   | 42.621   | 239.4  | 12:43:04.640 |
| 8   |   | 2:02.254     | 39.028       | 41.290   | 41.936   | 237.3  | 12:45:06.894 |
| 9   |   | 2:02.144     | 38.778       | 41.261   | 42.105   | 242.6  | 12:47:09.038 |
| 10  |   | 2:02.121     | 39.109       | 41.127   | 41.885   | 241.6  | 12:49:11.159 |
| 11  |   | 2:01.736     | 38.859       | 41.127   | 41.750   | 241.6  | 12:51:12.895 |
| 12  |   | 2:18.329 P   | 38.937       | 41.752   | 57.640   | 240.5  | 12:53:31.224 |





Autodromo Nazionale Monza

TCR Europe

Free Practice - 1

Best Sectors Results



| Sector - 1 |    |                         |        | Sector - 2 |                         |        |     | Sector - 3              |        |      |     | Ideal Lap vs Best Lap   |           |          |      |
|------------|----|-------------------------|--------|------------|-------------------------|--------|-----|-------------------------|--------|------|-----|-------------------------|-----------|----------|------|
| Clas       | Nº | Driver                  | Time   | Nº         | Driver                  | Time   | Nº  | Driver                  | Time   | Clas | Nº  | Driver                  | Ideal Lap | Best Lap | Clas |
| 1          | 58 | Dominik Baumann         | 37.676 | 8          | Luca Engstler           | 39.305 | 8   | Luca Engstler           | 40.269 | 1    | 8   | Luca Engstler           | 1:57.341  | 1:57.590 | 2    |
| 2          | 25 | Natan Bihel             | 37.704 | 9          | Josh Files              | 39.358 | 70  | Mat'o Homola            | 40.358 | 2    | 70  | Mat'o Homola            | 1:57.488  | 1:57.488 | 1    |
| 3          | 70 | Mat'o Homola            | 37.716 | 70         | Mat'o Homola            | 39.414 | 9   | Josh Files              | 40.403 | 3    | 9   | Josh Files              | 1:57.523  | 1:57.617 | 3    |
| 4          | 55 | Santiago Urrutia        | 37.739 | 19         | Andreas Bäckman         | 39.597 | 19  | Andreas Bäckman         | 40.431 | 4    | 19  | Andreas Bäckman         | 1:57.828  | 1:57.876 | 4    |
| 5          | 9  | Josh Files              | 37.762 | 16         | Gilles Magnus           | 39.674 | 26  | Jessica Bäckman         | 40.450 | 5    | 25  | Natan Bihel             | 1:57.990  | 1:58.337 | 8    |
| 6          | 8  | Luca Engstler           | 37.767 | 30         | Luca Filippi            | 39.740 | 58  | Dominik Baumann         | 40.480 | 6    | 58  | Dominik Baumann         | 1:58.051  | 1:58.051 | 5    |
| 7          | 19 | Andreas Bäckman         | 37.800 | 25         | Natan Bihel             | 39.784 | 30  | Luca Filippi            | 40.492 | 7    | 26  | Jessica Bäckman         | 1:58.101  | 1:58.129 | 6    |
| 8          | 45 | Gianni Morbidelli       | 37.821 | 26         | Jessica Bäckman         | 39.789 | 25  | Natan Bihel             | 40.502 | 8    | 16  | Gilles Magnus           | 1:58.184  | 1:58.300 | 7    |
| 9          | 16 | Gilles Magnus           | 37.830 | 7          | Aurélien Comte          | 39.803 | 15  | Sami Taoufik            | 40.581 | 9    | 30  | Luca Filippi            | 1:58.186  | 1:58.505 | 9    |
| 10         | 15 | Sami Taoufik            | 37.844 | 24         | Julien Briché           | 39.854 | 14  | Klim Gavrilov           | 40.610 | 10   | 24  | Julien Briché           | 1:58.366  | 1:58.842 | 14   |
| 11         | 24 | Julien Briché           | 37.852 | 58         | Dominik Baumann         | 39.895 | 24  | Julien Briché           | 40.660 | 11   | 15  | Sami Taoufik            | 1:58.369  | 1:58.676 | 11   |
| 12         | 26 | Jessica Bäckman         | 37.862 | 34         | Stian Paulsen           | 39.907 | 16  | Gilles Magnus           | 40.680 | 12   | 45  | Gianni Morbidelli       | 1:58.485  | 1:58.702 | 12   |
| 13         | 27 | John Filippi            | 37.904 | 15         | Sami Taoufik            | 39.944 | 7   | Aurélien Comte          | 40.703 | 13   | 55  | Santiago Urrutia        | 1:58.560  | 1:58.609 | 10   |
| 14         | 30 | Luca Filippi            | 37.954 | 45         | Gianni Morbidelli       | 39.958 | 45  | Gianni Morbidelli       | 40.706 | 14   | 7   | Aurélien Comte          | 1:58.568  | 1:58.719 | 13   |
| 15         | 11 | Jimmy Claret            | 38.016 | 88         | Maxime Potty            | 40.021 | 55  | Santiago Urrutia        | 40.759 | 15   | 34  | Stian Paulsen           | 1:58.967  | 1:59.225 | 16   |
| 16         | 7  | Aurélien Comte          | 38.062 | 55         | Santiago Urrutia        | 40.062 | 34  | Stian Paulsen           | 40.784 | 16   | 27  | John Filippi            | 1:59.075  | 1:59.459 | 19   |
| 17         | 23 | Tamás Tenke             | 38.063 | 85         | Guilherme Salas         | 40.131 | 10  | Viktor Davidovski       | 40.816 | 17   | 88  | Maxime Potty            | 1:59.107  | 1:59.297 | 17   |
| 18         | 85 | Guilherme Salas         | 38.101 | 10         | Viktor Davidovski       | 40.146 | 88  | Maxime Potty            | 40.873 | 18   | 85  | Guilherme Salas         | 1:59.157  | 1:59.195 | 15   |
| 19         | 96 | Abdulla Ali Al-Khelaifi | 38.111 | 96         | Abdulla Ali Al-Khelaifi | 40.172 | 85  | Guilherme Salas         | 40.925 | 19   | 14  | Klim Gavrilov           | 1:59.302  | 1:59.522 | 20   |
| 20         | 88 | Maxime Potty            | 38.213 | 12         | Nelson Panciatici       | 40.173 | 27  | John Filippi            | 40.976 | 20   | 96  | Abdulla Ali Al-Khelaifi | 1:59.315  | 1:59.845 | 22   |
| 21         | 17 | Martin Ryba             | 38.216 | 27         | John Filippi            | 40.195 | 46  | Olli Kangas             | 40.985 | 21   | 10  | Viktor Davidovski       | 1:59.356  | 1:59.356 | 18   |
| 22         | 34 | Stian Paulsen           | 38.276 | 112        | Jimmy Claret            | 40.200 | 23  | Tamás Tenke             | 41.028 | 22   | 112 | Jimmy Claret            | 1:59.405  | 1:59.538 | 21   |
| 23         | 12 | Daniel Lloyd            | 38.298 | 14         | Klim Gavrilov           | 40.237 | 96  | Abdulla Ali Al-Khelaifi | 41.032 | 23   | 23  | Tamás Tenke             | 1:59.586  | 1:59.946 | 24   |
| 24         | 11 | Teddy Claret            | 38.325 | 123        | Daniel Lloyd            | 40.391 | 91  | Grigoriy Burlutskiy     | 41.102 | 24   | 17  | Martin Ryba             | 1:59.753  | 1:59.963 | 25   |
| 25         | 46 | Olli Kangas             | 38.382 | 111        | Teddy Claret            | 40.414 | 17  | Martin Ryba             | 41.104 | 25   | 123 | Daniel Lloyd            | 1:59.804  | 1:59.862 | 23   |
| 26         | 10 | Viktor Davidovski       | 38.394 | 17         | Martin Ryba             | 40.433 | 123 | Daniel Lloyd            | 41.115 | 26   | 46  | Olli Kangas             | 1:59.829  | 1:59.980 | 26   |
| 27         | 12 | Nelson Panciatici       | 38.413 | 46         | Olli Kangas             | 40.462 | 112 | Jimmy Claret            | 41.189 | 27   | 111 | Teddy Claret            | 1:59.991  | 2:00.100 | 27   |
| 28         | 14 | Klim Gavrilov           | 38.455 | 23         | Tamás Tenke             | 40.495 | 111 | Teddy Claret            | 41.252 | 28   | 91  | Grigoriy Burlutskiy     | 2:00.117  | 2:00.297 | 28   |
| 29         | 91 | Grigoriy Burlutskiy     | 38.496 | 91         | Grigoriy Burlutskiy     | 40.519 | 22  | Josh Burdon             | 41.310 | 29   | 22  | Josh Burdon             | 2:00.794  | 2:01.162 | 29   |
| 30         | 22 | Josh Burdon             | 38.568 | 22         | Josh Burdon             | 40.916 | 117 | Albert Legutko          | 41.750 | 30   | 12  | Nelson Panciatici       | 2:01.613  | 2:40.562 | 33   |
| 31         | 11 | Albert Legutko          | 38.778 | 117        | Albert Legutko          | 41.127 | 12  | Nelson Panciatici       | 43.027 | 31   | 117 | Albert Legutko          | 2:01.655  | 2:01.736 | 30   |
| 32         | 18 | Paul Ip Kung Ching      | 39.296 | 18         | Paul Ip Kung Ching      | 42.607 | 18  | Paul Ip Kung Ching      | 44.360 | 32   | 18  | Paul Ip Kung Ching      | 2:06.263  | 2:06.837 | 31   |
| 33         | 21 | Marie Baus-Coppens      | 41.501 | 21         | Marie Baus-Coppens      | 48.451 | 21  | Marie Baus-Coppens      | 44.865 | 33   | 21  | Marie Baus-Coppens      | 2:14.817  | 2:33.526 | 32   |





# Autodromo Nazionale Monza

## TCR Europe

### Free Practice - 1

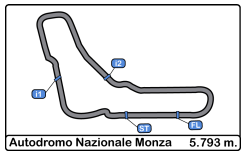
#### Best 5 Lap Times



| Cls | N°  | Driver              | Nat | Team                         | Nat | Vehicle                    | Best 1   |     | Best 2   |     | Best 3   |     | Best 4   |     | Best 5   |     |
|-----|-----|---------------------|-----|------------------------------|-----|----------------------------|----------|-----|----------|-----|----------|-----|----------|-----|----------|-----|
|     |     |                     |     |                              |     |                            | Time     | Lap | Time     | Lap | Time     | Lap | Time     | Lap | Time     | Lap |
| 1   | 70  | Mat'o Homola        | SVK | Target Competition           | SVK | Hyundai i30 N TCR          | 1:57.488 | 6   | 1:58.015 | 10  | 1:58.356 | 7   | 1:59.239 | 3   | 2:00.364 | 2   |
| 2   | 8   | Luca Engstler       | GER | M1RA Motorsport              | GER | Hyundai i30 N TCR          | 1:57.590 | 4   | 1:57.622 | 3   | 1:57.792 | 8   | 1:57.863 | 7   | 1:57.910 | 11  |
| 3   | 9   | Josh Files          | GBR | Target Competition           | GBR | Hyundai i30 N TCR          | 1:57.617 | 11  | 1:57.953 | 5   | 1:58.066 | 6   | 1:58.135 | 9   | 1:58.230 | 4   |
| 4   | 19  | Andreas Bäckman     | SW  | Target Competition           | SW  | Hyundai i30 N TCR          | 1:57.876 | 12  | 1:58.119 | 6   | 1:58.133 | 7   | 1:58.167 | 11  | 1:58.297 | 4   |
| 5   | 58  | Dominik Baumann     | AUT | Target Competition           | AUT | Hyundai i30 N TCR          | 1:58.051 | 8   | 1:58.279 | 5   | 1:58.417 | 6   | 1:58.871 | 4   | 1:59.480 | 3   |
| 6   | 26  | Jessica Bäckman     | SW  | Target Competition           | SW  | Hyundai i30 N TCR          | 1:58.129 | 4   | 1:58.268 | 5   | 1:58.927 | 8   | 1:59.061 | 6   | 1:59.088 | 11  |
| 7   | 16  | Gilles Magnus       | BEL | Comtoy Racing                | BEL | Audi RS 3 LMS              | 1:58.300 | 4   | 1:58.503 | 5   | 1:59.497 | 2   | 2:00.247 | 6   | 2:00.930 | 3   |
| 8   | 25  | Natan Bihel         | FRA | M Racing                     | FRA | Hyundai i30 N TCR          | 1:58.337 | 6   | 1:58.491 | 4   | 1:58.520 | 9   | 1:58.667 | 5   | 1:59.040 | 10  |
| 9   | 30  | Luca Filippi        | ITA | BRC Racing Team              | ITA | Hyundai i30 N TCR          | 1:58.505 | 9   | 1:58.749 | 6   | 1:59.272 | 3   | 1:59.852 | 5   | 2:01.512 | 2   |
| 10  | 55  | Santiago Urrutia    | URU | Team WRT                     | URU | Audi RS 3 LMS              | 1:58.609 | 5   | 1:59.003 | 4   | 1:59.566 | 3   | 2:00.068 | 8   | 2:02.675 | 2   |
| 11  | 15  | Sami Taoufik        | MAR | Comtoy Racing                | MAR | Audi RS 3 LMS              | 1:58.676 | 4   | 2:00.403 | 3   | 2:07.775 | 5   | 2:08.169 | 2   | 5:07.888 | 6   |
| 12  | 45  | Gianni Morbidelli   | ITA | WestCoast Racing             | ITA | Volkswagen Golf GTI TCR    | 1:58.702 | 5   | 1:59.030 | 4   | 1:59.239 | 9   | 1:59.498 | 8   | 2:00.510 | 3   |
| 13  | 7   | Aurélien Comte      | FRA | DG Sport Compétition         | FRA | Peugeot 308 TCR            | 1:58.719 | 10  | 1:59.094 | 9   | 1:59.572 | 5   | 1:59.612 | 3   | 1:59.812 | 4   |
| 14  | 24  | Julien Briché       | FRA | JSB Compétition              | FRA | Peugeot 308 TCR            | 1:58.842 | 12  | 1:58.958 | 11  | 1:59.031 | 4   | 1:59.056 | 10  | 1:59.086 | 7   |
| 15  | 85  | Guilherme Salas     | BRA | Vukovic Motorsport           | BRA | Renault Mégane RS          | 1:59.195 | 5   | 1:59.717 | 11  | 1:59.931 | 9   | 2:00.878 | 3   | 2:00.982 | 4   |
| 16  | 34  | Stian Paulsen       | NOR | Stian Paulsen Racing         | NOR | CUPRA TCR                  | 1:59.225 | 5   | 1:59.776 | 7   | 2:01.880 | 2   | 2:02.775 | 6   | 2:13.177 | 8   |
| 17  | 88  | Maxime Potty        | BEL | Team WRT                     | BEL | Volkswagen Golf GTI TCR    | 1:59.297 | 5   | 1:59.520 | 7   | 1:59.984 | 10  | 2:00.814 | 2   | 2:05.326 | 6   |
| 18  | 10  | Viktor Davidovski   | MKD | PSS Racing Team              | MKD | Honda Civic Type R FK7 TCR | 1:59.356 | 5   | 2:00.073 | 4   | 2:02.563 | 3   | 3:11.523 | 6   | 4:56.127 | 2   |
| 19  | 27  | John Filippi        | FRA | PCR Sport                    | FRA | CUPRA TCR                  | 1:59.459 | 8   | 1:59.681 | 4   | 2:00.033 | 3   | 2:00.265 | 7   | 2:02.571 | 2   |
| 20  | 14  | Klim Gavrilov       | RUS | VRC Team                     | RUS | Audi RS 3 LMS              | 1:59.522 | 11  | 2:00.038 | 8   | 2:00.414 | 4   | 2:01.223 | 5   | 2:01.730 | 3   |
| 21  | 112 | Jimmy Clairet       | FRA | Team Clairet Sport           | FRA | Peugeot 308 TCR            | 1:59.538 | 4   | 1:59.642 | 5   | 2:00.330 | 12  | 2:00.365 | 9   | 2:00.569 | 8   |
| 22  | 96  | Abdulla Ali Al-     | QAT | QMMF Racing by PCR Sport     | QAT | CUPRA TCR                  | 1:59.845 | 5   | 2:00.196 | 3   | 2:00.252 | 4   | 2:00.418 | 9   | 2:00.440 | 10  |
| 23  | 123 | Daniel Lloyd        | GBR | Brutal Fish Racing Team      | GBR | Honda Civic Type R FK7 TCR | 1:59.862 | 4   | 1:59.926 | 5   | 2:01.244 | 3   | 2:03.255 | 2   | 2:24.604 | 6   |
| 24  | 23  | Tamás Tenke         | HUN | Zengő Motorsport             | HUN | CUPRA TCR                  | 1:59.946 | 11  | 2:00.318 | 8   | 2:00.824 | 7   | 2:01.107 | 4   | 2:03.085 | 3   |
| 25  | 17  | Martin Ryba         | SVK | Brutal Fish Racing Team      | SVK | Honda Civic Type R FK7 TCR | 1:59.963 | 11  | 2:00.011 | 9   | 2:01.484 | 7   | 2:01.515 | 8   | 2:01.674 | 6   |
| 26  | 46  | Olli Kangas         | FIN | WestCoast Racing             | FIN | Volkswagen Golf GTI TCR    | 1:59.980 | 9   | 2:00.119 | 10  | 2:00.552 | 6   | 2:00.723 | 4   | 2:01.590 | 5   |
| 27  | 111 | Teddy Clairet       | FRA | Team Clairet Sport           | FRA | Peugeot 308 TCR            | 2:00.100 | 5   | 2:00.277 | 4   | 2:00.414 | 9   | 2:00.534 | 10  | 2:00.623 | 8   |
| 28  | 91  | Grigoriy Burlutskiy | RUS | Carville Racing              | RUS | Volkswagen Golf GTI TCR    | 2:00.297 | 11  | 2:00.334 | 10  | 2:00.672 | 8   | 2:00.955 | 9   | 2:03.586 | 3   |
| 29  | 22  | Josh Burdon         | AUS | Brutal Fish Racing Team      | AUS | Honda Civic Type R FK7 TCR | 2:01.162 | 5   | 2:03.120 | 3   | 2:12.763 | 4   | 17:51.71 | 2   |          |     |
| 30  | 117 | Albert Legutko      | POL | Legutko Racing – ADAC Berlin | POL | Honda Civic Type R FK7 TCR | 2:01.736 | 11  | 2:02.121 | 10  | 2:02.144 | 9   | 2:02.254 | 8   | 2:02.684 | 5   |
| 31  | 18  | Paul Ip Kung        | HKG | Brutal Fish Racing Team      | HKG | Honda Civic Type R FK7 TCR | 2:06.837 | 4   | 2:08.052 | 3   | 2:14.075 | 7   | 2:17.454 | 2   | 2:17.975 | 5   |
| 32  | 21  | Marie Baus-         | FRA | JSB Compétition              | FRA | CUPRA TCR                  | 2:33.526 | 4   | 2:39.623 | 2   | 8:05.079 | 3   |          |     |          |     |
| 33  | 12  | Nelson Panciatici   | FRA | M Racing                     | FRA | Hyundai i30 N TCR          | 2:40.562 | 2   |          |     |          |     |          |     |          |     |







# Autodromo Nazionale Monza

## TCR Europe

### Free Practice - 1

#### Best 5 Top Speeds



| Cls | N°  | Driver              | Nat | Team                         | Nat | Vehicle                    | Top 1 |     | Top 2 |     | Top 3 |     | Top 4 |     | Top 5 |     | Avg   |
|-----|-----|---------------------|-----|------------------------------|-----|----------------------------|-------|-----|-------|-----|-------|-----|-------|-----|-------|-----|-------|
|     |     |                     |     |                              |     |                            | Km/h  | Lap | Km/h  | Lap | Km/h  | Lap | Km/h  | Lap | Km/h  | Lap |       |
| 1   | 55  | Santiago Urrutia    | URU | Team WRT                     | URU | Audi RS 3 LMS              | 254.1 | 4   | 253.5 | 5   | 251.7 | 9   | 249.4 | 3   | 248.8 | 11  | 251.5 |
| 2   | 16  | Gilles Magnus       | BEL | Comtoy Racing                | BEL | Audi RS 3 LMS              | 251.7 | 3   | 251.7 | 5   | 250.5 | 4   | 250.5 | 11  | 250.0 | 2   | 250.9 |
| 3   | 70  | Mat'o Homola        | SVK | Target Competition           | SVK | Hyundai i30 N TCR          | 251.7 | 4   | 251.7 | 6   | 248.2 | 8   | 247.7 | 11  | 245.4 | 7   | 248.9 |
| 4   | 8   | Luca Engstler       | GER | M1RA Motorsport              | GER | Hyundai i30 N TCR          | 250.5 | 4   | 250.0 | 8   | 249.4 | 3   | 248.8 | 12  | 247.7 | 11  | 249.3 |
| 5   | 17  | Martin Ryba         | SVK | Brutal Fish Racing Team      | SVK | Honda Civic Type R FK7 TCR | 250.5 | 9   | 250.5 | 12  | 249.4 | 10  | 248.8 | 11  | 243.2 | 5   | 248.5 |
| 6   | 25  | Natan Bihel         | FRA | M Racing                     | FRA | Hyundai i30 N TCR          | 250.5 | 6   | 249.4 | 9   | 248.8 | 4   | 248.2 | 5   | 245.4 | 7   | 248.5 |
| 7   | 9   | Josh Files          | GBR | Target Competition           | GBR | Hyundai i30 N TCR          | 249.4 | 11  | 246.0 | 9   | 245.4 | 7   | 244.8 | 10  | 242.6 | 4   | 245.6 |
| 8   | 23  | Tamás Tenke         | HUN | Zengő Motorsport             | HUN | CUPRA TCR                  | 249.4 | 11  | 248.8 | 12  | 246.5 | 4   | 245.4 | 3   | 244.3 | 10  | 246.9 |
| 9   | 24  | Julien Briché       | FRA | JSB Compétition              | FRA | Peugeot 308 TCR            | 249.4 | 2   | 246.0 | 5   | 245.4 | 3   | 245.4 | 13  | 244.8 | 4   | 246.2 |
| 10  | 45  | Gianni Morbidelli   | ITA | WestCoast Racing             | ITA | Volkswagen Golf GTI TCR    | 249.4 | 6   | 248.8 | 4   | 245.4 | 10  | 244.8 | 3   | 244.3 | 5   | 246.5 |
| 11  | 27  | John Filippi        | FRA | PCR Sport                    | FRA | CUPRA TCR                  | 248.8 | 11  | 247.1 | 4   | 244.8 | 5   | 244.8 | 7   | 244.8 | 8   | 246.1 |
| 12  | 30  | Luca Filippi        | ITA | BRC Racing Team              | ITA | Hyundai i30 N TCR          | 248.8 | 7   | 248.2 | 10  | 247.7 | 6   | 247.1 | 4   | 247.1 | 11  | 247.8 |
| 13  | 7   | Aurélien Comte      | FRA | DG Sport Compétition         | FRA | Peugeot 308 TCR            | 248.2 | 5   | 247.1 | 4   | 245.4 | 11  | 244.3 | 2   | 244.3 | 6   | 245.9 |
| 14  | 15  | Sami Taoufik        | MAR | Comtoy Racing                | MAR | Audi RS 3 LMS              | 248.2 | 2   | 232.2 | 4   | 232.2 | 5   | 220.4 | 3   | 182.7 | 6   | 223.1 |
| 15  | 85  | Guilherme Salas     | BRA | Vukovic Motorsport           | BRA | Renault Mégane RS          | 247.7 | 6   | 244.3 | 12  | 243.7 | 5   | 243.7 | 7   | 242.6 | 9   | 244.4 |
| 16  | 14  | Klim Gavrilov       | RUS | VRC Team                     | RUS | Audi RS 3 LMS              | 246.5 | 3   | 246.0 | 12  | 244.8 | 5   | 244.3 | 9   | 243.7 | 11  | 245.1 |
| 17  | 34  | Stian Paulsen       | NOR | Stian Paulsen Racing         | NOR | CUPRA TCR                  | 246.5 | 7   | 246.0 | 8   | 242.6 | 6   | 233.2 | 5   | 231.7 | 2   | 240.0 |
| 18  | 10  | Viktor Davidovski   | MKD | PSS Racing Team              | MKD | Honda Civic Type R FK7 TCR | 246.0 | 4   | 244.3 | 5   | 243.7 | 6   | 241.0 | 3   | 183.9 | 2   | 231.8 |
| 19  | 19  | Andreas Bäckman     | SW  | Target Competition           | SW  | Hyundai i30 N TCR          | 246.0 | 6   | 245.4 | 13  | 244.3 | 12  | 243.7 | 9   | 242.6 | 7   | 244.4 |
| 20  | 123 | Daniel Lloyd        | GBR | Brutal Fish Racing Team      | GBR | Honda Civic Type R FK7 TCR | 246.0 | 4   | 246.0 | 5   | 244.8 | 6   | 244.3 | 8   | 240.0 | 3   | 244.2 |
| 21  | 88  | Maxime Potty        | BEL | Team WRT                     | BEL | Volkswagen Golf GTI TCR    | 245.4 | 2   | 245.4 | 3   | 243.2 | 5   | 241.6 | 6   | 241.6 | 11  | 243.4 |
| 22  | 21  | Marie Baus-         | FRA | JSB Compétition              | FRA | CUPRA TCR                  | 244.3 | 2   | 216.4 | 4   | 178.2 | 3   | 162.8 | 1   |       |     | 200.4 |
| 23  | 46  | Olli Kangas         | FIN | WestCoast Racing             | FIN | Volkswagen Golf GTI TCR    | 244.3 | 9   | 240.0 | 6   | 237.8 | 10  | 235.8 | 11  | 234.7 | 7   | 238.5 |
| 24  | 18  | Paul Ip Kung        | HKG | Brutal Fish Racing Team      | HKG | Honda Civic Type R FK7 TCR | 243.7 | 5   | 242.6 | 8   | 242.1 | 4   | 237.8 | 3   | 215.5 | 2   | 236.4 |
| 25  | 91  | Grigoriy Burlutskiy | RUS | Carville Racing              | RUS | Volkswagen Golf GTI TCR    | 243.2 | 12  | 242.6 | 9   | 241.6 | 11  | 241.0 | 10  | 240.5 | 5   | 241.8 |
| 26  | 96  | Abdulla Ali Al-     | QAT | QMMF Racing by PCR Sport     | QAT | CUPRA TCR                  | 242.6 | 5   | 237.8 | 4   | 236.3 | 11  | 236.3 | 12  | 233.2 | 2   | 237.2 |
| 27  | 111 | Teddy Clairet       | FRA | Team Clairet Sport           | FRA | Peugeot 308 TCR            | 242.6 | 4   | 240.5 | 5   | 240.5 | 13  | 238.9 | 3   | 237.3 | 12  | 240.0 |
| 28  | 117 | Albert Legutko      | POL | Legutko Racing – ADAC Berlin | POL | Honda Civic Type R FK7 TCR | 242.6 | 9   | 241.6 | 10  | 241.6 | 11  | 240.5 | 12  | 239.4 | 7   | 241.1 |
| 29  | 22  | Josh Burdon         | AUS | Brutal Fish Racing Team      | AUS | Honda Civic Type R FK7 TCR | 242.1 | 4   | 242.1 | 6   | 241.6 | 3   | 240.0 | 5   | 159.5 | 2   | 225.0 |
| 30  | 26  | Jessica Bäckman     | SW  | Target Competition           | SW  | Hyundai i30 N TCR          | 242.1 | 5   | 236.8 | 4   | 236.8 | 6   | 236.3 | 7   | 235.8 | 8   | 237.5 |
| 31  | 58  | Dominik Baumann     | AUT | Target Competition           | AUT | Hyundai i30 N TCR          | 237.3 | 5   | 229.2 | 8   | 228.8 | 4   | 228.8 | 7   | 228.3 | 9   | 230.5 |
| 32  | 112 | Jimmy Clairet       | FRA | Team Clairet Sport           | FRA | Peugeot 308 TCR            | 237.3 | 4   | 233.2 | 8   | 233.2 | 11  | 232.7 | 9   | 230.2 | 10  | 233.3 |
| 33  | 12  | Nelson Panciatici   | FRA | M Racing                     | FRA | Hyundai i30 N TCR          | 221.7 | 2   | 153.8 | 1   |       |     |       |     |       |     | 187.8 |





Autodromo Nazionale Monza

TCR Europe

Free Practice - 1

Fastest Laps Sequence



| Lap | Time of Day  | Session Time | N° | Driver          | Nat | Team               | Nat | Vehicle           | Time     | Km/h  |
|-----|--------------|--------------|----|-----------------|-----|--------------------|-----|-------------------|----------|-------|
| 2   | 12:31:26.520 | 4:26.520     | 9  | Josh Files      | GBR | Target Competition | GBR | Hyundai i30 N TCR | 1:58.955 | 175.3 |
| 3   | 12:33:24.918 | 6:24.918     | 9  | Josh Files      | GBR | Target Competition | GBR | Hyundai i30 N TCR | 1:58.398 | 176.1 |
| 4   | 12:35:23.148 | 8:23.148     | 9  | Josh Files      | GBR | Target Competition | GBR | Hyundai i30 N TCR | 1:58.230 | 176.3 |
| 4   | 12:35:33.713 | 8:33.713     | 26 | Jessica Bäckman | SWE | Target Competition | SWE | Hyundai i30 N TCR | 1:58.129 | 176.5 |
| 3   | 12:35:39.272 | 8:39.272     | 8  | Luca Engstler   | GER | M1RA Motorsport    | GER | Hyundai i30 N TCR | 1:57.622 | 177.3 |
| 4   | 12:37:36.862 | 10:36.862    | 8  | Luca Engstler   | GER | M1RA Motorsport    | GER | Hyundai i30 N TCR | 1:57.590 | 177.3 |
| 6   | 12:42:43.898 | 15:43.898    | 70 | Mat'ò Homola    | SVK | Target Competition | SVK | Hyundai i30 N TCR | 1:57.488 | 177.5 |





Autodromo Nazionale Monza

TCR Europe


Free Practice - 1

Event Best Maximum Speed



| N°  | Driver             | Nat | Team                         | Nat | Vehicle                    | Km/h  | Session           |
|-----|--------------------|-----|------------------------------|-----|----------------------------|-------|-------------------|
| 55  | Santiago Urrutia   | URU | Team WRT                     | URU | Audi RS 3 LMS              | 254.1 | Free Practice - 1 |
| 16  | Gilles Magnus      | BEL | Comtoy Racing                | BEL | Audi RS 3 LMS              | 251.7 | Free Practice - 1 |
| 70  | Mat'o Homola       | SVK | Target Competition           | SVK | Hyundai i30 N TCR          | 251.7 | Free Practice - 1 |
| 8   | Luca Engstler      | GER | M1RA Motorsport              | GER | Hyundai i30 N TCR          | 250.5 | Free Practice - 1 |
| 25  | Natan Bihel        | FRA | M Racing                     | FRA | Hyundai i30 N TCR          | 250.5 | Free Practice - 1 |
| 17  | Martin Ryba        | SVK | Brutal Fish Racing Team      | SVK | Honda Civic Type R FK7 TCR | 250.5 | Free Practice - 1 |
| 24  | Julien Briché      | FRA | JSB Compétition              | FRA | Peugeot 308 TCR            | 249.4 | Free Practice - 1 |
| 45  | Gianni Morbidelli  | ITA | WestCoast Racing             | ITA | Volkswagen Golf GTI TCR    | 249.4 | Free Practice - 1 |
| 9   | Josh Files         | GBR | Target Competition           | GBR | Hyundai i30 N TCR          | 249.4 | Free Practice - 1 |
| 23  | Tamás Tenke        | HUN | Zengő Motorsport             | HUN | CUPRA TCR                  | 249.4 | Free Practice - 1 |
| 30  | Luca Filippi       | ITA | BRC Racing Team              | ITA | Hyundai i30 N TCR          | 248.8 | Free Practice - 1 |
| 27  | John Filippi       | FRA | PCR Sport                    | FRA | CUPRA TCR                  | 248.8 | Free Practice - 1 |
| 15  | Sami Taoufik       | MAR | Comtoy Racing                | MAR | Audi RS 3 LMS              | 248.2 | Free Practice - 1 |
| 7   | Aurélien Comte     | FRA | DG Sport Compétition         | FRA | Peugeot 308 TCR            | 248.2 | Free Practice - 1 |
| 85  | Guilherme Salas    | BRA | Vukovic Motorsport           | BRA | Renault Mégane RS          | 247.7 | Free Practice - 1 |
| 14  | Klim Gavrilov      | RUS | VRC Team                     | RUS | Audi RS 3 LMS              | 246.5 | Free Practice - 1 |
| 34  | Stian Paulsen      | NOR | Stian Paulsen Racing         | NOR | CUPRA TCR                  | 246.5 | Free Practice - 1 |
| 123 | Daniel Lloyd       | GBR | Brutal Fish Racing Team      | GBR | Honda Civic Type R FK7 TCR | 246.0 | Free Practice - 1 |
| 19  | Andreas Bäckma     | SWE | Target Competition           | SWE | Hyundai i30 N TCR          | 246.0 | Free Practice - 1 |
| 10  | Viktor Davidovski  | MKD | PSS Racing Team              | MKD | Honda Civic Type R FK7 TCR | 246.0 | Free Practice - 1 |
| 88  | Maxime Potty       | BEL | Team WRT                     | BEL | Volkswagen Golf GTI TCR    | 245.4 | Free Practice - 1 |
| 21  | Marie Baus-Copp    | FRA | JSB Compétition              | FRA | CUPRA TCR                  | 244.3 | Free Practice - 1 |
| 46  | Olli Kangas        | FIN | WestCoast Racing             | FIN | Volkswagen Golf GTI TCR    | 244.3 | Free Practice - 1 |
| 18  | Paul Ip Kung Chi   | HKG | Brutal Fish Racing Team      | HKG | Honda Civic Type R FK7 TCR | 243.7 | Free Practice - 1 |
| 91  | Grigoriy Burlutski | RUS | Carville Racing              | RUS | Volkswagen Golf GTI TCR    | 243.2 | Free Practice - 1 |
| 111 | Teddy Clairet      | FRA | Team Clairet Sport           | FRA | Peugeot 308 TCR            | 242.6 | Free Practice - 1 |
| 96  | Abdulla Ali Al-Kh  | QAT | QMMF Racing by PCR Sport     | QAT | CUPRA TCR                  | 242.6 | Free Practice - 1 |
| 117 | Albert Legutko     | POL | Legutko Racing – ADAC Berlin | POL | Honda Civic Type R FK7 TCR | 242.6 | Free Practice - 1 |
| 26  | Jessica Bäckman    | SWE | Target Competition           | SWE | Hyundai i30 N TCR          | 242.1 | Free Practice - 1 |
| 22  | Josh Burdon        | AUS | Brutal Fish Racing Team      | AUS | Honda Civic Type R FK7 TCR | 242.1 | Free Practice - 1 |
| 112 | Jimmy Clairet      | FRA | Team Clairet Sport           | FRA | Peugeot 308 TCR            | 237.3 | Free Practice - 1 |
| 58  | Dominik Bauman     | AUT | Target Competition           | AUT | Hyundai i30 N TCR          | 237.3 | Free Practice - 1 |
| 12  | Nelson Panciatici  | FRA | M Racing                     | FRA | Hyundai i30 N TCR          | 221.7 | Free Practice - 1 |





**Autodromo Nazionale Monza**  
**TCR Europe**  
**Free Practice - 1**  
**Pit Stop Analysis**



**7** Aurélien Comte Peugeot DG Sport Compétition  
 Peugeot 308 TCR

| Nr. | In Day Time  | In Time      | Out Time     | Pit Time | T. Pit Time | Handicap | Penalty |
|-----|--------------|--------------|--------------|----------|-------------|----------|---------|
| 1   | 12:42:10.505 | 12:42:10.505 | 12:45:43.398 | 3:32.893 | 3:32.893    |          |         |

**8** Luca Engstler Hyundai MIRA Motorsport  
 Hyundai i30 N TCR

| Nr. | In Day Time  | In Time      | Out Time     | Pit Time | T. Pit Time | Handicap | Penalty |
|-----|--------------|--------------|--------------|----------|-------------|----------|---------|
| 1   | 12:29:46.113 | 12:29:46.113 | 12:31:33.209 | 1:47.096 | 1:47.096    |          |         |
| 2   | 12:39:40.915 | 12:39:40.915 | 12:42:45.004 | 3:04.089 | 4:51.185    |          |         |

**9** Josh Files Hyundai Target Competition  
 Hyundai i30 N TCR

| Nr. | In Day Time  | In Time      | Out Time     | Pit Time | T. Pit Time | Handicap | Penalty |
|-----|--------------|--------------|--------------|----------|-------------|----------|---------|
| 1   | 12:41:22.742 | 12:41:22.742 | 12:44:11.884 | 2:49.142 | 2:49.142    |          |         |

**10** Viktor Davidovski Honda PSS Racing Team  
 Honda Civic Type R FK7 TCR

| Nr. | In Day Time  | In Time      | Out Time     | Pit Time | T. Pit Time | Handicap | Penalty |
|-----|--------------|--------------|--------------|----------|-------------|----------|---------|
| 1   | 12:30:22.640 | 12:30:22.640 | 12:33:01.846 | 2:39.206 | 2:39.206    |          |         |

**14** Klim Gavrilov Audi VRC Team  
 Audi RS 3 LMS

| Nr. | In Day Time  | In Time      | Out Time     | Pit Time | T. Pit Time | Handicap | Penalty |
|-----|--------------|--------------|--------------|----------|-------------|----------|---------|
| 1   | 12:40:29.968 | 12:40:29.968 | 12:42:14.087 | 1:44.119 | 1:44.119    |          |         |
| 2   | 12:48:26.827 | 12:48:26.827 | 12:50:21.325 | 1:54.498 | 3:38.617    |          |         |

**15** Sami Taoufik Audi Comtoyout Racing  
 Audi RS 3 LMS

| Nr. | In Day Time  | In Time      | Out Time     | Pit Time | T. Pit Time | Handicap | Penalty |
|-----|--------------|--------------|--------------|----------|-------------|----------|---------|
| 1   | 12:38:05.978 | 12:38:05.978 | 12:40:42.903 | 2:36.925 | 2:36.925    |          |         |
| 2   | 12:43:14.131 | 12:43:14.131 | 12:48:21.358 | 5:07.227 | 7:44.152    |          |         |
| 3   | 12:51:02.958 | 12:51:02.958 | 12:54:43.448 | 3:40.490 | 11:24.642   |          |         |

**16** Gilles Magnus Audi Comtoyout Racing  
 Audi RS 3 LMS

| Nr. | In Day Time  | In Time      | Out Time     | Pit Time | T. Pit Time | Handicap | Penalty |
|-----|--------------|--------------|--------------|----------|-------------|----------|---------|
| 1   | 12:44:00.385 | 12:44:00.385 | 12:46:16.075 | 2:15.690 | 2:15.690    |          |         |
| 2   | 12:48:37.058 | 12:48:37.058 | 12:52:33.760 | 3:56.702 | 6:12.392    |          |         |

**17** Martin Ryba Honda Brutal Fish Racing Team  
 Honda Civic Type R FK7 TCR

| Nr. | In Day Time  | In Time      | Out Time     | Pit Time | T. Pit Time | Handicap | Penalty |
|-----|--------------|--------------|--------------|----------|-------------|----------|---------|
| 1   | 12:32:39.490 | 12:32:39.490 | 12:34:20.987 | 1:41.497 | 1:41.497    |          |         |
| 2   | 12:36:58.800 | 12:36:58.800 | 12:37:38.749 | 39.949   | 2:21.446    |          |         |

**18** Paul Ip Kung Ching Honda Brutal Fish Racing Team  
 Honda Civic Type R FK7 TCR

| Nr. | In Day Time  | In Time      | Out Time     | Pit Time | T. Pit Time | Handicap | Penalty |
|-----|--------------|--------------|--------------|----------|-------------|----------|---------|
| 1   | 12:39:11.297 | 12:39:11.297 | 12:47:58.471 | 8:47.174 | 8:47.174    |          |         |

**19** Andreas Bäckman Hyundai Target Competition  
 Hyundai i30 N TCR

| Nr. | In Day Time  | In Time      | Out Time     | Pit Time | T. Pit Time | Handicap | Penalty |
|-----|--------------|--------------|--------------|----------|-------------|----------|---------|
| 1   | 12:45:23.404 | 12:45:23.404 | 12:48:37.592 | 3:14.188 | 3:14.188    |          |         |

**21** Marie Baus-Coppens Cupra JSB Compétition  
 CUPRA TCR

| Nr. | In Day Time  | In Time      | Out Time     | Pit Time | T. Pit Time | Handicap | Penalty |
|-----|--------------|--------------|--------------|----------|-------------|----------|---------|
| 1   | 12:32:24.508 | 12:32:24.508 | 12:38:08.535 | 5:44.027 | 5:44.027    |          |         |

**22** Josh Burdon Honda Brutal Fish Racing Team  
 Honda Civic Type R FK7 TCR

| Nr. | In Day Time  | In Time      | Out Time     | Pit Time  | T. Pit Time | Handicap | Penalty |
|-----|--------------|--------------|--------------|-----------|-------------|----------|---------|
| 1   | 12:30:20.021 | 12:30:20.021 | 12:45:58.796 | 15:38.775 | 15:38.775   |          | 5       |

**23** Tamás Tenke Cupra Zengő Motorsport  
 CUPRA TCR

| Nr. | In Day Time  | In Time      | Out Time     | Pit Time | T. Pit Time | Handicap | Penalty |
|-----|--------------|--------------|--------------|----------|-------------|----------|---------|
| 1   | 12:38:49.709 | 12:38:49.709 | 12:41:37.284 | 2:47.575 | 2:47.575    |          |         |

**24** Julien Briché Peugeot JSB Compétition  
 Peugeot 308 TCR

| Nr. | In Day Time  | In Time      | Out Time     | Pit Time | T. Pit Time | Handicap | Penalty |
|-----|--------------|--------------|--------------|----------|-------------|----------|---------|
| 1   | 12:37:55.932 | 12:37:55.932 | 12:40:25.691 | 2:29.759 | 2:29.759    |          |         |

**25** Natan Bihel Hyundai M Racing  
 Hyundai i30 N TCR

| Nr. | In Day Time  | In Time      | Out Time     | Pit Time | T. Pit Time | Handicap | Penalty |
|-----|--------------|--------------|--------------|----------|-------------|----------|---------|
| 1   | 12:31:51.145 | 12:31:51.145 | 12:34:14.391 | 2:23.246 | 2:23.246    |          |         |
| 2   | 12:44:35.726 | 12:44:35.726 | 12:48:58.703 | 4:22.977 | 6:46.223    |          |         |

**26** Jessica Bäckman Hyundai Target Competition  
 Hyundai i30 N TCR

| Nr. | In Day Time  | In Time      | Out Time     | Pit Time | T. Pit Time | Handicap | Penalty |
|-----|--------------|--------------|--------------|----------|-------------|----------|---------|
| 1   | 12:45:34.353 | 12:45:34.353 | 12:48:47.648 | 3:13.295 | 3:13.295    |          |         |

**27** John Filippi Cupra PCR Sport  
 CUPRA TCR

| Nr. | In Day Time  | In Time      | Out Time     | Pit Time | T. Pit Time | Handicap | Penalty |
|-----|--------------|--------------|--------------|----------|-------------|----------|---------|
| 1   | 12:37:32.638 | 12:37:32.638 | 12:42:07.416 | 4:34.778 | 4:34.778    |          |         |
| 2   | 12:50:13.656 | 12:50:13.656 | 12:51:42.628 | 1:28.972 | 6:03.750    |          |         |

**30** Luca Filippi Hyundai BRC Racing Team  
 Hyundai i30 N TCR

| Nr. | In Day Time  | In Time      | Out Time     | Pit Time | T. Pit Time | Handicap | Penalty |
|-----|--------------|--------------|--------------|----------|-------------|----------|---------|
| 1   | 12:42:44.461 | 12:42:44.461 | 12:47:13.616 | 4:29.155 | 4:29.155    |          |         |

**34** Stian Paulsen Cupra Stian Paulsen Racing  
 CUPRA TCR

| Nr. | In Day Time  | In Time      | Out Time     | Pit Time | T. Pit Time | Handicap | Penalty |
|-----|--------------|--------------|--------------|----------|-------------|----------|---------|
| 1   | 12:34:28.028 | 12:34:28.028 | 12:37:47.968 | 3:19.940 | 3:19.940    |          |         |
| 2   | 12:48:08.292 | 12:48:08.292 | 12:54:00.501 | 5:52.209 | 9:12.149    |          |         |





# Autodromo Nazionale Monza

## TCR Europe

### Free Practice - 1

#### Pit Stop Analysis



**45** Gianni Morbidelli Volkswagen WestCoast Racing  
n Volkswagen Golf GTI TCR

| Nr. | In Day Time  | In Time      | Out Time     | Pit Time | T. Pit Time | Handicap | Penalty |
|-----|--------------|--------------|--------------|----------|-------------|----------|---------|
| 1   | 12:30:21.636 | 12:30:21.636 | 12:32:21.392 | 1:59.756 | 1:59.756    |          |         |
| 2   | 12:42:39.836 | 12:42:39.836 | 12:47:44.920 | 5:05.084 | 7:04.840    |          |         |

**46** Olli Kangas Volkswagen WestCoast Racing  
n Volkswagen Golf GTI TCR

| Nr. | In Day Time  | In Time      | Out Time     | Pit Time | T. Pit Time | Handicap | Penalty |
|-----|--------------|--------------|--------------|----------|-------------|----------|---------|
| 1   | 12:30:23.784 | 12:30:23.784 | 12:32:28.906 | 2:05.122 | 2:05.122    |          |         |
| 2   | 12:44:46.886 | 12:44:46.886 | 12:47:47.215 | 3:00.329 | 5:05.451    |          |         |

**55** Santiago Urrutia Audi Team WRT  
Audi RS 3 LMS

| Nr. | In Day Time  | In Time      | Out Time     | Pit Time | T. Pit Time | Handicap | Penalty |
|-----|--------------|--------------|--------------|----------|-------------|----------|---------|
| 1   | 12:39:36.501 | 12:39:36.501 | 12:43:38.325 | 4:01.824 | 4:01.824    |          |         |
| 2   | 12:49:51.714 | 12:49:51.714 | 12:52:12.550 | 2:20.836 | 6:22.660    |          |         |

**58** Dominik Baumann Hyundai Target Competition  
Hyundai i30 N TCR

| Nr. | In Day Time  | In Time      | Out Time     | Pit Time | T. Pit Time | Handicap | Penalty |
|-----|--------------|--------------|--------------|----------|-------------|----------|---------|
| 1   | 12:29:35.933 | 12:29:35.933 | 12:34:52.868 | 5:16.935 | 5:16.935    |          |         |
| 2   | 12:50:53.987 | 12:50:53.987 | 12:53:13.660 | 2:19.673 | 7:36.608    |          |         |

**70** Mat'o Homola Hyundai Target Competition  
Hyundai i30 N TCR

| Nr. | In Day Time  | In Time      | Out Time     | Pit Time | T. Pit Time | Handicap | Penalty |
|-----|--------------|--------------|--------------|----------|-------------|----------|---------|
| 1   | 12:35:33.650 | 12:35:33.650 | 12:38:38.291 | 3:04.641 | 3:04.641    |          |         |
| 2   | 12:46:54.375 | 12:46:54.375 | 12:49:27.988 | 2:33.613 | 5:38.254    |          |         |

**85** Guilherme Salas Renault Vukovic Motorsport  
Renault Mégane RS

| Nr. | In Day Time  | In Time      | Out Time     | Pit Time | T. Pit Time | Handicap | Penalty |
|-----|--------------|--------------|--------------|----------|-------------|----------|---------|
| 1   | 12:42:42.202 | 12:42:42.202 | 12:45:45.404 | 3:03.202 | 3:03.202    |          |         |

**88** Maxime Potty Volkswagen Team WRT  
n Volkswagen Golf GTI TCR

| Nr. | In Day Time  | In Time      | Out Time     | Pit Time | T. Pit Time | Handicap | Penalty |
|-----|--------------|--------------|--------------|----------|-------------|----------|---------|
| 1   | 12:33:40.619 | 12:33:40.619 | 12:36:27.348 | 2:46.729 | 2:46.729    |          |         |
| 2   | 12:46:34.140 | 12:46:34.140 | 12:49:41.001 | 3:06.861 | 5:53.590    |          |         |

**91** Grigoriy Burlutskiy Volkswagen Carville Racing  
n Volkswagen Golf GTI TCR

| Nr. | In Day Time  | In Time      | Out Time     | Pit Time | T. Pit Time | Handicap | Penalty |
|-----|--------------|--------------|--------------|----------|-------------|----------|---------|
| 1   | 12:40:40.560 | 12:40:40.560 | 12:43:55.896 | 3:15.336 | 3:15.336    |          |         |

**96** Abdulla Ali Al-Khelaifi Cupra QMMF Racing by PCR Sport  
CUPRA TCR

| Nr. | In Day Time  | In Time      | Out Time     | Pit Time | T. Pit Time | Handicap | Penalty |
|-----|--------------|--------------|--------------|----------|-------------|----------|---------|
| 1   | 12:41:39.217 | 12:41:39.217 | 12:46:17.728 | 4:38.511 | 4:38.511    |          |         |

**111** Teddy Clairet Peugeot Team Clairet Sport  
Peugeot 308 TCR

| Nr. | In Day Time  | In Time      | Out Time     | Pit Time | T. Pit Time | Handicap | Penalty |
|-----|--------------|--------------|--------------|----------|-------------|----------|---------|
| 1   | 12:40:06.234 | 12:40:06.234 | 12:43:01.037 | 2:54.803 | 2:54.803    |          |         |

**112** Jimmy Clairet Peugeot Team Clairet Sport  
Peugeot 308 TCR

| Nr. | In Day Time  | In Time      | Out Time     | Pit Time | T. Pit Time | Handicap | Penalty |
|-----|--------------|--------------|--------------|----------|-------------|----------|---------|
| 1   | 12:40:04.846 | 12:40:04.846 | 12:42:59.859 | 2:55.013 | 2:55.013    |          |         |

**123** Daniel Lloyd Honda Brutal Fish Racing Team  
Honda Civic Type R FK7 TCR

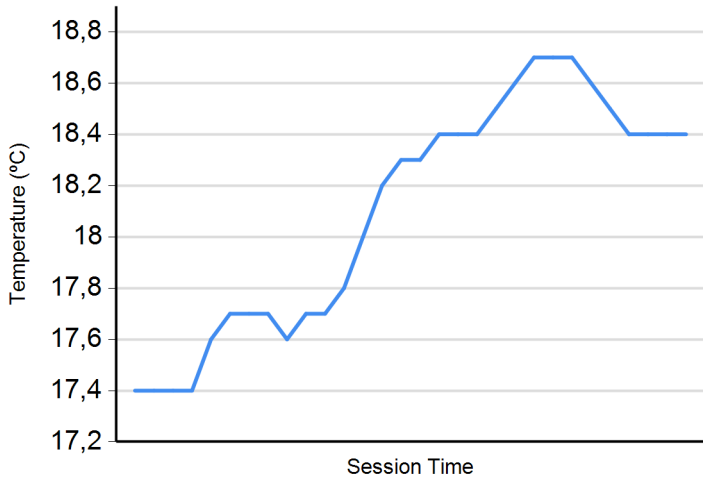
| Nr. | In Day Time  | In Time      | Out Time     | Pit Time | T. Pit Time | Handicap | Penalty |
|-----|--------------|--------------|--------------|----------|-------------|----------|---------|
| 1   | 12:40:16.328 | 12:40:16.328 | 12:45:14.265 | 4:57.937 | 4:57.937    |          |         |



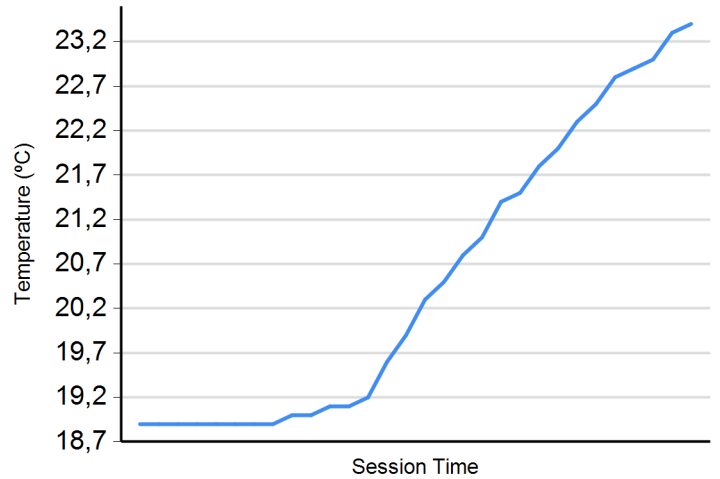




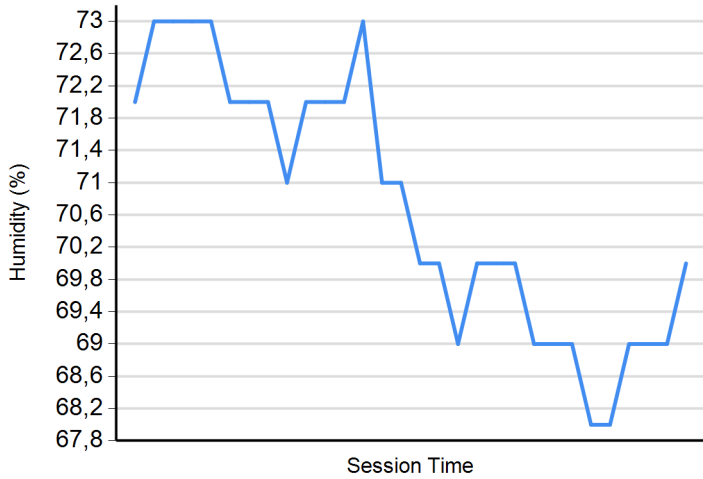
**Air Temperature**



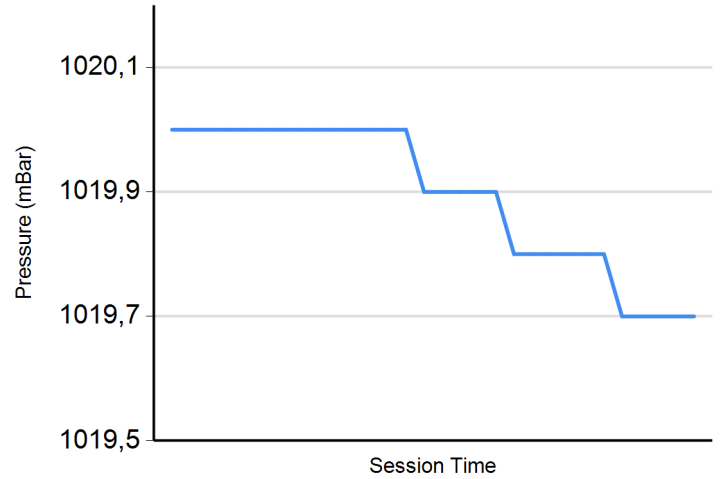
**Track Temperature**



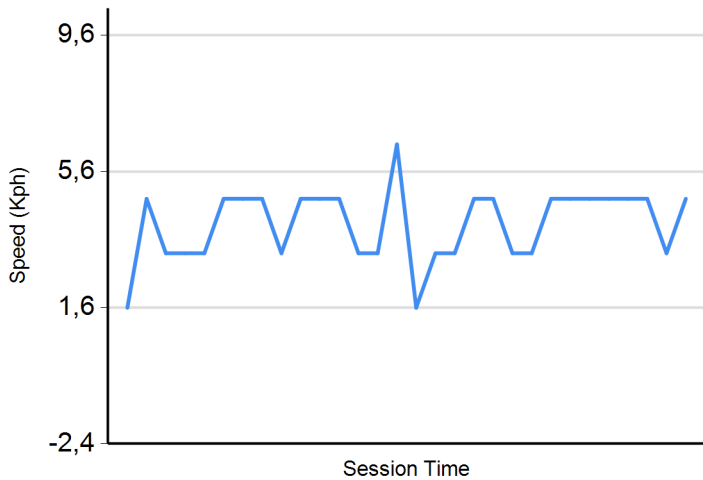
**Humidity**



**Pressure**



**Wind Speed**



**Wind direction**

North = 0°/360° Est = 90° South = 180° West = 270°

