

Autodromo Nazionale Monza

TCR Europe

Free Practice - 2

Provisional Results



Cls	Nº	Driver	Nat	Team	Nat	Vehicle	Laps	Best	Time	Gap	Interval	Km/h
1	8	Luca Engstler	GER	M1RA Motorsport	GER	Hyundai i30 N TCR	11	9	1:57.009			178.2
2	19	Andreas Bäckma	SWE	Target Competition	SWE	Hyundai i30 N TCR	11	9	1:57.371	0.362	0.362	177.6
3	9	Josh Files	GBR	Target Competition	GBR	Hyundai i30 N TCR	11	7	1:57.411	0.402	0.040	177.6
4	30	Luca Filippi	ITA	BRC Racing Team	ITA	Hyundai i30 N TCR	13	12	1:57.511	0.502	0.100	177.4
5	55	Santiago Urrutia	URU	Team WRT	URU	Audi RS 3 LMS	12	11	1:57.531	0.522	0.020	177.4
6	70	Mat'o Homola	SVK	Target Competition	SVK	Hyundai i30 N TCR	11	7	1:57.550	0.541	0.019	177.4
7	12	Nelson Panciatici	FRA	M Racing	FRA	Hyundai i30 N TCR	12	11	1:57.592	0.583	0.042	177.3
8	24	Julien Briché	FRA	JSB Compétition	FRA	Peugeot 308 TCR	14	7	1:57.905	0.896	0.313	176.8
9	7	Aurélien Comte	FRA	DG Sport Compétition	FRA	Peugeot 308 TCR	13	8	1:57.946	0.937	0.041	176.8
10	16	Gilles Magnus	BEL	Comtoy Racing	BEL	Audi RS 3 LMS	12	11	1:58.000	0.991	0.054	176.7
11	85	Guilherme Salas	BRA	Vukovic Motorsport	BRA	Renault Mégane RS	11	10	1:58.165	1.156	0.165	176.4
12	26	Jessica Bäckman	SWE	Target Competition	SWE	Hyundai i30 N TCR	11	4	1:58.187	1.178	0.022	176.4
13	25	Natan Bihel	FRA	M Racing	FRA	Hyundai i30 N TCR	15	8	1:58.371	1.362	0.184	176.1
14	45	Gianni Morbidelli	ITA	WestCoast Racing	ITA	Volkswagen Golf GTI TCR	11	10	1:58.447	1.438	0.076	176.0
15	27	John Filippi	FRA	PCR Sport	FRA	CUPRA TCR	13	12	1:58.460	1.451	0.013	176.0
16	58	Dominik Bauman	AUT	Target Competition	AUT	Hyundai i30 N TCR	11	9	1:58.506	1.497	0.046	175.9
17	14	Klim Gavrilov	RUS	VRC Team	RUS	Audi RS 3 LMS	8	3	1:58.761	1.752	0.255	175.6
18	88	Maxime Potty	BEL	Team WRT	BEL	Volkswagen Golf GTI TCR	12	9	1:58.791	1.782	0.030	175.5
19	34	Stian Paulsen	NOR	Stian Paulsen Racing	NOR	CUPRA TCR	6	5	1:58.854	1.845	0.063	175.4
20	15	Sami Taoufik	MAR	Comtoy Racing	MAR	Audi RS 3 LMS	12	10	1:58.864	1.855	0.010	175.4
21	22	Josh Burdon	AUS	Brutal Fish Racing Team	AUS	Honda Civic Type R FK7 TCR	13	12	1:59.038	2.029	0.174	175.1
22	96	Abdulla Ali Al-Khelaifi	QAT	QMMF Racing by PCR Sport	QAT	CUPRA TCR	12	7	1:59.059	2.050	0.021	175.1
23	112	Jimmy Clairet	FRA	Team Clairet Sport	FRA	Peugeot 308 TCR	14	9	1:59.212	2.203	0.153	174.9
24	23	Tamás Tenke	HUN	Zengő Motorsport	HUN	CUPRA TCR	14	10	1:59.238	2.229	0.026	174.9
25	91	Grigoriy Burlutskiy	RUS	Carville Racing	RUS	Volkswagen Golf GTI TCR	10	7	1:59.280	2.271	0.042	174.8
26	111	Teddy Clairet	FRA	Team Clairet Sport	FRA	Peugeot 308 TCR	14	9	1:59.388	2.379	0.108	174.6
27	46	Olli Kangas	FIN	WestCoast Racing	FIN	Volkswagen Golf GTI TCR	14	13	1:59.590	2.581	0.202	174.3
28	21	Marie Baus-Coppens	FRA	JSB Compétition	FRA	CUPRA TCR	13	10	2:00.285	3.276	0.695	173.3
29	117	Albert Legutko	POL	Legutko Racing – ADAC Berlin	POL	Honda Civic Type R FK7 TCR	14	8	2:00.325	3.316	0.040	173.3
30	123	Daniel Lloyd	GBR	Brutal Fish Racing Team	GBR	Honda Civic Type R FK7 TCR	3	2	2:00.454	3.445	0.129	173.1
31	10	Viktor Davidovski	MKD	PSS Racing Team	MKD	Honda Civic Type R FK7 TCR	3	3	2:00.486	3.477	0.032	173.0
32	18	Paul Ip Kung Ching	HKG	Brutal Fish Racing Team	HKG	Honda Civic Type R FK7 TCR	13	12	2:03.286	6.277	2.800	169.1

Published at:.....

Track Temp: 24.0 °C Air Temp: 19.8 °C Humidity: 63 % Track Status: DRY

Stewards:

Race Director:

Timekeeper:





Autodromo Nazionale Monza

TCR Europe Free Practice - 2 Lap Analysis



7 Aurélien Comte Peugeot 308 TCR **12** Nelson Panciatichi Hyundai i30 N TCR
 DG Sport Compétition M Racing

Lap	D	Time	Sector 1	Sector 2	Sector 3	T. Spd	Elapsed	Lap	D	Time	Sector 1	Sector 2	Sector 3	T. Spd	Elapsed
1		16:26:26.040	16:24:32.223	57.303	56.514	138.6	16:26:26.040	1		16:25:39.500	16:24:10.690	45.683	43.127	146.5	16:25:39.500
2		2:33.141	49.777	52.164	51.200	147.5	16:28:59.181	2		1:58.354	38.237	39.633	40.484	246.0	16:27:37.854
3		2:03.806	38.488	43.995	41.323	242.1	16:31:02.987	3		1:57.772	37.643	39.725	40.404	250.5	16:29:35.626
4		1:59.175	38.084	40.008	41.083	244.3	16:33:02.162	4		2:03.059	41.531	40.716	40.812	249.4	16:31:38.685
5		2:24.778 P	38.117	42.868	1:03.793	243.2	16:35:26.940	5		2:06.288 P	37.777	39.742	48.769	250.0	16:33:44.973
6		7:28.370	6:01.971	43.267	43.132	157.8	16:42:55.310	6		10:32.666	9:08.224	43.086	41.356	191.4	16:44:17.639
7		1:59.142	37.538	40.770	40.834	248.8	16:44:54.452	7		2:06.299 P	37.977	39.937	48.385	245.4	16:46:23.938
8		1:57.946	37.578	40.053	40.315	249.4	16:46:52.398	8		5:16.054	3:51.258	43.011	41.785	158.3	16:51:39.992
9		1:57.989	37.677	39.673	40.639	248.8	16:48:50.387	9		1:57.784	37.807	39.416	40.561	245.4	16:53:37.776
10		1:59.041	37.713	40.448	40.880	248.8	16:50:49.428	10		1:57.619	37.693	39.798	40.128	247.7	16:55:35.395
11		2:09.808	42.957	44.978	41.873	177.0	16:52:59.236	11		1:57.592	37.671	39.526	40.395	248.8	16:57:32.987
12		1:58.557	37.669	40.126	40.762	242.6	16:54:57.793	12		2:38.637 P	44.758	47.848	1:06.031	152.7	17:00:11.624
13		2:06.226 P	37.791	39.948	48.487	248.2	16:57:04.019								

8 Luca Engstler Hyundai i30 N TCR **14** Klim Gavrilov Audi RS 3 LMS
 M1RA Motorsport VRC Team

Lap	D	Time	Sector 1	Sector 2	Sector 3	T. Spd	Elapsed	Lap	D	Time	Sector 1	Sector 2	Sector 3	T. Spd	Elapsed
1		16:25:35.011 P	16:24:03.252	43.487	48.272	150.8	16:25:35.011	1		16:26:23.552 P	16:24:44.039	45.652	53.861	176.7	16:26:23.552
2		3:28.043	2:07.311	40.153	40.579	191.4	16:29:03.054	2		4:21.120	2:54.624	43.948	42.548	157.8	16:30:44.672
3		1:58.070	37.812	39.686	40.572	249.4	16:31:01.124	3		1:58.761	38.381	39.901	40.479	245.4	16:32:43.433
4		2:03.901 P	37.966	39.543	46.392	247.7	16:33:05.025	4		2:17.862 P	38.067	40.800	58.995	247.7	16:35:01.295
5		9:23.182	7:59.775	40.308	43.099	179.7	16:42:28.207	5		8:26.933	7:02.084	42.642	42.207	173.3	16:43:28.228
6		1:58.877	37.806	40.139	40.932	249.4	16:44:27.084	6		2:27.976 P	38.402	39.750	1:09.824	244.8	16:45:56.204
7		2:04.788 P	38.597	39.676	46.515	251.1	16:46:31.872	7		9:14.717	7:47.749	43.569	43.399	37.6	16:55:10.921
8		5:19.537	3:55.159	43.360	41.018	128.7	16:51:51.409	8		1:58.909	38.287	40.139	40.483	242.6	16:57:09.830
9		1:57.009	37.720	39.098	40.191	248.8	16:53:48.418	9			38.391	46.218		242.6	
10		2:06.226 P	37.642	40.693	47.891	251.7	16:55:54.644								
11		2:57.524 P	1:17.619	46.409	53.496	156.2	16:58:52.168								


9 Josh Files Hyundai i30 N TCR **15** Sami Taoufik Audi RS 3 LMS
 Target Competition Comtoy Racing

Lap	D	Time	Sector 1	Sector 2	Sector 3	T. Spd	Elapsed	Lap	D	Time	Sector 1	Sector 2	Sector 3	T. Spd	Elapsed
1		16:25:19.939	16:23:51.943	44.485	43.511	146.3	16:25:19.939	1		16:25:46.893	16:24:16.208	44.568	46.117	159.5	16:25:46.893
2		2:00.695	38.334	39.885	42.476	244.3	16:27:20.634	2		2:00.046	38.853	40.505	40.688	228.3	16:27:46.939
3		2:05.283	38.006	42.749	44.528	248.8	16:29:25.917	3		1:59.625	38.171	40.178	41.276	234.2	16:29:46.564
4		1:58.425	37.680	39.704	41.041	244.8	16:31:24.342	4		2:06.744 P	38.500	40.523	47.721	241.6	16:31:53.308
5		2:16.339 P	40.657	43.932	51.750	237.8	16:33:40.681	5		11:24.054	9:51.370	42.934	49.750	133.9	16:43:17.362
6		8:46.156	7:16.226	46.184	43.746	170.6	16:42:26.837	6		1:59.675	38.462	40.104	41.109	243.7	16:45:17.037
7		1:57.411	37.881	39.347	40.183	247.1	16:44:24.248	7		2:08.272 P	39.256	40.062	48.954	249.4	16:47:25.309
8		1:57.530	37.748	39.280	40.502	247.7	16:46:21.778	8		3:27.807	2:03.275	42.780	41.752	177.3	16:50:53.116
9		1:57.788	37.841	39.478	40.469	247.7	16:48:19.566	9		1:59.159	38.499	39.958	40.702	225.4	16:52:52.275
10		2:27.383 P	40.396	44.461	1:02.526	203.0	16:50:46.949	10		1:58.864	38.226	39.938	40.700	244.8	16:54:51.139
11		4:41.823 P	2:59.562	44.942	57.319	132.0	16:55:28.772	11		1:59.240	38.222	40.147	40.871	244.8	16:56:50.379
12								12		2:16.789 P	38.760	41.408	56.621	243.2	16:59:07.168

10 Viktor Davidovski Honda Civic Type R FK7 TCR
 PSS Racing Team

Lap	D	Time	Sector 1	Sector 2	Sector 3	T. Spd	Elapsed
1		16:26:09.297	16:24:40.530	44.803	43.964	150.4	16:26:09.297
2		2:00.684	38.636	40.675	41.373	232.2	16:28:09.981
3		2:00.486	38.645	40.879	40.962	244.8	16:30:10.467
4			38.883	59.800		239.4	





Autodromo Nazionale Monza
TCR Europe
Free Practice - 2
Lap Analysis



16

Gilles Magnus

Audi RS 3 LMS

21

Marie Baus-Coppens

CUPRA TCR

Comtoy Racing

JSB Compétition

Lap	D	Time	Sector 1	Sector 2	Sector 3	T. Spd	Elapsed	Lap	D	Time	Sector 1	Sector 2	Sector 3	T. Spd	Elapsed
1		16:25:44.890	16:24:13.364	46.991	44.535	171.9	16:25:44.890	1		16:25:51.967	16:24:13.424	51.864	46.679	159.2	16:25:51.967
2		1:59.384	38.569	40.037	40.778	247.1	16:27:44.274	2		2:11.163	43.531	44.788	42.844	181.5	16:28:03.130
3		1:58.399	37.948	39.780	40.671	247.7	16:29:42.673	3		2:13.583 P	38.605	42.015	52.963	225.0	16:30:16.713
4		1:58.735	38.561	39.661	40.513	249.4	16:31:41.408	4		4:13.492 P	2:35.932	41.898	55.662	173.9	16:34:30.205
5		1:58.514	38.030	39.664	40.820	251.1	16:33:39.922	5		8:07.499	6:44.645	41.456	41.398	176.4	16:42:37.704
6		2:26.056 P	42.003	44.142	59.911	160.4	16:36:05.978	6		2:07.649	45.434	41.086	41.129	247.7	16:44:45.353
7		7:32.633 P	6:04.925	40.631	47.077	184.3	16:43:38.611	7		2:00.983	38.687	40.911	41.385	234.2	16:46:46.336
8		3:56.648	2:24.655	46.538	45.455	185.2	16:47:35.259	8		2:01.253	38.398	41.121	41.734	243.7	16:48:47.589
9		1:58.217	38.057	39.769	40.391	247.1	16:49:33.476	9		2:00.860	38.802	40.802	41.256	230.7	16:50:48.449
10		2:10.269	38.435	47.207	44.627	246.5	16:51:43.745	10		2:00.285	38.386	40.620	41.279	239.4	16:52:48.734
11		1:58.000	38.035	39.544	40.421	250.0	16:53:41.745	11		2:00.943	38.146	41.548	41.249	245.4	16:54:49.677
12		2:14.957 P	42.874	43.454	48.629	254.7	16:55:56.702	12		2:00.999	38.331	41.028	41.640	243.7	16:56:50.676

18

Paul Ip Kung Ching

Honda Civic Type R FK7 TCR

22

Josh Burdon

Honda Civic Type R FK7 TCR

Brutal Fish Racing Team

Brutal Fish Racing Team

Lap	D	Time	Sector 1	Sector 2	Sector 3	T. Spd	Elapsed	Lap	D	Time	Sector 1	Sector 2	Sector 3	T. Spd	Elapsed
1		16:26:02.270	16:24:21.730	50.257	50.283	129.4	16:26:02.270	1		16:25:52.478	16:24:19.502	47.009	45.967	134.4	16:25:52.478
2		2:13.648	40.614	45.265	47.769	238.4	16:28:15.918	2		2:07.457 P	39.019	40.773	47.665	231.7	16:27:59.935
3		2:06.345	39.225	43.898	43.222	242.6	16:30:22.263	3		3:50.723	2:28.807	40.656	41.260	185.5	16:31:50.658
4		2:10.156	39.157	47.148	43.851	242.6	16:32:32.419	4		2:00.019	38.425	40.518	41.076	243.2	16:33:50.677
5		2:26.339 P	39.387	44.179	1:02.773	242.6	16:34:58.758	5		2:38.405 P	48.421	47.763	1:02.221	128.7	16:36:29.082
6		7:53.103	6:26.473	43.496	43.134	177.6	16:42:51.861	6		6:15.749	4:52.812	41.702	41.235	178.2	16:42:44.831
7		2:06.816	39.503	44.118	43.195	240.0	16:44:58.677	7		2:01.160	38.318	40.565	42.277	243.7	16:44:45.991
8		2:03.993	39.079	42.461	42.453	242.1	16:47:02.670	8		2:02.163	38.460	42.414	41.289	245.4	16:46:48.154
9		2:15.196 P	39.138	42.565	53.493	242.6	16:49:17.866	9		2:06.648 P	38.224	40.576	47.848	243.7	16:48:54.802
10		4:58.687	3:26.896	43.164	48.627	170.6	16:54:16.553	10		4:05.468	2:38.873	44.425	42.170	151.6	16:53:00.270
11		2:03.964	39.381	42.407	42.176	241.0	16:56:20.517	11		2:01.157	38.112	42.144	40.901	247.7	16:55:01.427
12		2:03.286	39.089	41.989	42.208	241.6	16:58:23.803	12		1:59.038	38.108	40.247	40.683	247.1	16:57:00.465
13		2:27.002 P	40.356	45.367	1:01.279	212.5	17:00:50.805	13		2:33.085 P	41.520	49.507	1:02.058	190.8	16:59:33.550

19

Andreas Bäckman

Hyundai i30 N TCR

23

Tamás Tenke


CUPRA TCR

Target Competition

Zengó Motorsport

Lap	D	Time	Sector 1	Sector 2	Sector 3	T. Spd	Elapsed	Lap	D	Time	Sector 1	Sector 2	Sector 3	T. Spd	Elapsed
1		16:25:21.214	16:23:52.992	44.480	43.742	167.1	16:25:21.214	1		16:26:14.066	16:24:39.469	47.682	46.915	160.9	16:26:14.066
2		1:58.858	38.260	39.709	40.889	234.7	16:27:20.072	2		2:02.852	38.444	41.446	42.962	246.5	16:28:16.918
3		2:05.122	38.153	42.651	44.318	238.9	16:29:25.194	3		2:07.375	38.783	44.692	43.900	246.5	16:30:24.293
4		1:59.813	37.858	40.626	41.329	234.7	16:31:25.007	4		2:00.304	38.201	40.842	41.261	246.5	16:32:24.597
5		2:14.291 P	40.280	42.737	51.274	219.5	16:33:39.298	5		2:20.573 P	38.355	40.113	1:02.105	245.4	16:34:45.170
6		8:46.452	7:19.442	43.754	43.256	169.0	16:42:25.750	6		8:21.136	6:50.355	45.423	45.358	161.4	16:43:06.306
7		1:59.529	38.259	39.535	41.735	237.8	16:44:25.279	7		2:03.889	38.731	41.421	43.737	232.7	16:45:10.195
8		1:57.431	37.998	39.341	40.092	233.7	16:46:22.710	8		2:06.135	43.006	41.159	41.970	247.7	16:47:16.330
9		1:57.371	37.731	39.286	40.354	236.8	16:48:20.081	9		2:02.167	38.172	41.532	42.463	246.5	16:49:18.497
10		2:18.444 P	40.645	44.401	53.398	191.8	16:50:38.525	10		1:59.238	38.209	39.958	41.071	243.7	16:51:17.735
11		4:01.809 P	2:26.086	43.665	52.058	186.5	16:54:40.334	11		2:04.824	40.368	42.381	42.075	242.6	16:53:22.559
12								12		2:00.680	38.402	41.138	41.140	243.7	16:55:23.239
13								13		2:03.267	38.014	42.030	43.223	246.5	16:57:26.506
14								14		2:39.436 P	46.478	50.833	1:02.125	164.8	17:00:05.942





Autodromo Nazionale Monza

TCR Europe

Free Practice - 2

Lap Analysis



24

Julien Briché

Peugeot 308 TCR

27

John Filippi

CUPRA TCR

JSB Compétition

PCR Sport

Lap D	Time	Sector 1	Sector 2	Sector 3	T. Spd	Elapsed	Lap D	Time	Sector 1	Sector 2	Sector 3	T. Spd	Elapsed
1	16:25:50.266	16:24:12.120	51.212	46.934	138.8	16:25:50.266	1	16:26:08.496	16:24:36.450	45.532	46.514	164.1	16:26:08.496
2	2:11.595	44.816	44.278	42.501	201.8	16:28:01.861	2	2:00.028	37.932	40.621	41.475	248.2	16:28:08.524
3	1:58.143	37.812	39.871	40.460	250.0	16:30:00.004	3	1:59.484	38.770	39.940	40.774	224.5	16:30:08.008
4	2:03.650	42.033	40.723	40.894	253.5	16:32:03.654	4	1:58.544	38.082	40.062	40.400	244.3	16:32:06.552
5	2:10.670 P	37.981	39.896	52.793	248.2	16:34:14.324	5	2:14.259 P	38.087	39.887	56.285	244.8	16:34:20.811
6	9:26.417	8:00.056	44.426	41.935	119.3	16:43:40.741	6	8:50.595	7:27.415	41.633	41.547	181.8	16:43:11.406
7	1:57.905	37.896	39.465	40.544	246.0	16:45:38.646	7	1:59.879	37.991	40.633	41.255	247.7	16:45:11.285
8	2:08.656	40.051	45.490	43.115	246.5	16:47:47.302	8	1:59.395	38.066	40.269	41.060	252.9	16:47:10.680
9	1:58.576	38.052	39.791	40.733	247.1	16:49:45.878	9	2:09.538 P	38.171	40.316	51.051	243.2	16:49:20.218
10	2:01.170	37.755	41.733	41.682	247.1	16:51:47.048	10	4:18.827	2:55.413	42.584	40.830	187.5	16:53:39.045
11	1:58.318	37.983	39.704	40.631	249.4	16:53:45.366	11	1:58.733	38.235	40.103	40.395	247.7	16:55:37.778
12	1:57.976	37.716	39.623	40.637	250.5	16:55:43.342	12	1:58.460	38.136	39.870	40.454	247.1	16:57:36.238
13	1:58.464	37.912	39.937	40.615	249.4	16:57:41.806	13	2:15.194 P	39.160	42.195	53.839	193.8	16:59:51.432
14	2:32.829 P	39.813	45.119	1:07.897	205.3	17:00:14.635							

25

Natan Bihel

Hyundai i30 N TCR

30

Luca Filippi

Hyundai i30 N TCR

BRC Racing Team

M Racing

Lap D	Time	Sector 1	Sector 2	Sector 3	T. Spd	Elapsed	Lap D	Time	Sector 1	Sector 2	Sector 3	T. Spd	Elapsed
1	16:25:37.417	16:24:09.708	44.061	43.648	147.9	16:25:37.417	1	16:26:08.567	16:24:32.367	48.072	48.128	137.5	16:26:08.567
2	1:59.627	38.490	40.189	40.948	246.0	16:27:37.044	2	2:19.084	41.814	49.671	47.599	174.7	16:28:27.651
3	2:00.884	39.238	40.670	40.976	247.7	16:29:37.928	3	1:59.059	38.384	40.016	40.659	246.5	16:30:26.710
4	1:58.706	37.742	40.358	40.606	251.1	16:31:36.634	4	2:00.965	38.231	41.423	41.311	251.1	16:32:27.675
5	2:01.112	37.973	40.347	42.792	248.2	16:33:37.746	5	2:21.837 P	38.091	39.903	1:03.843	248.8	16:34:49.512
6	2:26.342 P	43.470	43.954	58.918	145.3	16:36:04.088	6	8:07.036	6:43.921	41.895	41.220	127.9	16:42:56.548
7	6:31.283	5:08.849	41.194	41.240	170.8	16:42:35.371	7	1:58.505	37.979	39.948	40.578	250.5	16:44:55.053
8	1:58.371	37.945	39.867	40.559	248.2	16:44:33.742	8	1:58.301	37.496	40.113	40.692	252.9	16:46:53.354
9	2:05.505 P	37.692	40.276	47.537	251.7	16:46:39.247	9	2:07.021 P	37.766	40.348	48.907	251.1	16:49:00.375
10	4:08.343	2:41.555	44.351	42.437	176.7	16:50:47.590	10	3:50.819	2:28.050	41.789	40.980	126.4	16:52:51.194
11	1:58.746	37.898	40.167	40.681	244.3	16:52:46.336	11	2:08.562	38.190	49.735	40.637	248.8	16:54:59.756
12	1:58.561	37.983	39.959	40.619	246.0	16:54:44.897	12	1:57.511	37.689	39.465	40.357	252.3	16:56:57.267
13	1:59.287	37.799	40.041	41.447	247.1	16:56:44.184	13	2:31.234 P	42.731	48.065	1:00.438	193.2	16:59:28.501
14	1:58.962	37.807	40.034	41.121	248.2	16:58:43.146							
15	2:23.666 P	41.841	45.823	56.002	197.4	17:01:06.812							

26

Jessica Bäckman

Hyundai i30 N TCR

34

Stian Paulsen

CUPRA TCR

Stian Paulsen Racing

Target Competition

Lap D	Time	Sector 1	Sector 2	Sector 3	T. Spd	Elapsed	Lap D	Time	Sector 1	Sector 2	Sector 3	T. Spd	Elapsed
1	16:25:26.250	16:23:58.420	43.492	44.338	143.0	16:25:26.250	1	16:26:07.166	16:24:39.082	44.399	43.685	151.2	16:26:07.166
2	2:03.360	38.240	43.248	41.872	240.0	16:27:29.610	2	2:01.195	38.522	40.895	41.778	225.9	16:28:08.361
3	1:58.653	38.073	39.887	40.693	242.6	16:29:28.263	3	2:20.364 P	44.939	40.166	55.259	240.0	16:30:28.725
4	1:58.187	37.883	39.738	40.566	244.3	16:31:26.450	4	12:46.091	11:23.436	40.092	42.563	181.5	16:43:14.816
5	2:10.368 P	38.246	41.226	50.896	235.2	16:33:36.818	5	1:58.854	38.159	39.852	40.843	248.2	16:45:13.670
6	8:52.859	7:21.515	45.373	45.971	156.0	16:42:29.677	6	1:59.499	39.057	39.877	40.565	251.7	16:47:13.169
7	1:58.601	38.204	39.950	40.447	237.8	16:44:28.278	7		38.024				244.3
8	2:01.431	38.138	41.100	42.193	245.4	16:46:29.709							
9	1:58.840	38.269	39.753	40.818	239.4	16:48:28.549							
10	2:12.557 P	38.353	41.205	52.999	239.4	16:50:41.106							
11	4:44.052 P	3:01.902	46.588	55.562	44.0	16:55:25.158							

45


Gianni Morbidelli

Volkswagen Golf GTI TCR

WestCoast Racing

Lap D	Time	Sector 1	Sector 2	Sector 3	T. Spd	Elapsed
1	16:26:05.653	16:24:28.738	48.971	47.944	125.1	16:26:05.653
2	2:00.218	38.463	40.732	41.023	241.0	16:28:05.871
3	1:59.470	38.294	40.203	40.973	244.8	16:30:05.341
4	1:58.929	38.266	39.985	40.678	244.3	16:32:04.270
5	2:18.773 P	37.964	40.358	1:00.451	246.0	16:34:23.043
6	8:41.685	7:11.719	45.588	44.378	124.5	16:43:04.728
7	1:58.478	37.899	40.008	40.571	246.5	16:45:03.206
8	2:32.309 P	41.570	49.532	1:01.207	247.7	16:47:35.515
9	7:49.418	6:27.650	40.311	41.457	147.1	16:55:24.933
10	1:58.447	37.913	39.912	40.622	246.5	16:57:23.380
11	2:17.353 P	38.522	40.962	57.869	227.3	16:59:40.733





Autodromo Nazionale Monza

TCR Europe Free Practice - 2 Lap Analysis



46

Olli Kangas

Volkswagen Golf GTI TCR

70

Mat'o Homola

Hyundai i30 N TCR

WestCoast Racing

Target Competition

Lap D	Time	Sector 1	Sector 2	Sector 3	T. Spd	Elapsed
1	16:26:06.325	16:24:29.807	48.729	47.789	131.7	16:26:06.325
2	2:02.692	39.023	41.164	42.505	212.1	16:28:09.017
3	2:00.315	39.117	40.560	40.638	218.1	16:30:09.332
4	1:59.789	38.441	40.164	41.184	239.4	16:32:09.121
5	2:17.468 P	38.637	40.477	58.354	224.5	16:34:26.589
6	8:36.169	7:07.524	44.986	43.659	121.2	16:43:02.758
7	2:01.725	38.671	42.314	40.740	226.8	16:45:04.483
8	2:16.492	38.190	44.085	54.217	247.1	16:47:20.975
9	2:19.590	41.558	52.717	45.315	179.4	16:49:40.565
10	2:00.987	39.055	40.751	41.181	241.0	16:51:41.552
11	2:00.011	38.495	40.748	40.768	244.8	16:53:41.563
12	2:00.203	38.862	40.389	40.952	222.2	16:55:41.766
13	1:59.590	38.607	40.188	40.795	238.4	16:57:41.356
14	2:27.205 P	38.879	46.119	1:02.207	236.8	17:00:08.561

Lap D	Time	Sector 1	Sector 2	Sector 3	T. Spd	Elapsed
1	16:25:22.621	16:23:54.550	44.510	43.561	176.1	16:25:22.621
2	1:58.322	38.221	39.495	40.606	245.4	16:27:20.943
3	2:00.539	38.993	40.764	40.782	197.8	16:29:21.482
4	1:58.366	37.942	39.633	40.791	246.5	16:31:19.848
5	2:08.170 P	38.100	39.717	50.353	244.8	16:33:28.018
6	9:03.112	7:31.823	44.987	46.302	167.4	16:42:31.130
7	1:57.550	38.001	39.387	40.162	247.1	16:44:28.680
8	2:06.960	39.679	43.909	43.372	225.4	16:46:35.640
9	1:57.619	37.892	39.423	40.304	243.2	16:48:33.259
10	2:12.350 P	38.738	40.191	53.421	219.0	16:50:45.609
11	5:03.621 P	3:19.573	44.371	59.677	119.8	16:55:49.230

55

Santiago Urrutia

Audi RS 3 LMS

85

Guilherme Salas

Renault Mégane RS

Team WRT

Vukovic Motorsport

Lap D	Time	Sector 1	Sector 2	Sector 3	T. Spd	Elapsed
1	16:25:26.725	16:23:59.028	43.627	44.070	151.6	16:25:26.725
2	1:59.500	37.996	40.662	40.842	250.0	16:27:26.225
3	1:58.088	37.619	39.770	40.699	251.7	16:29:24.313
4	1:58.440	37.782	40.080	40.578	252.3	16:31:22.753
5	2:08.109 P	37.619	40.756	49.734	254.1	16:33:30.862
6	8:56.934	7:30.820	42.755	43.359	179.7	16:42:27.796
7	1:59.690	37.921	40.162	41.607	250.5	16:44:27.486
8	2:06.202 P	38.415	40.263	47.524	254.7	16:46:33.688
9	4:52.213	3:17.683	46.522	48.008	166.9	16:51:25.901
10	1:58.120	38.054	39.601	40.465	246.5	16:53:24.021
11	1:57.531	37.668	39.547	40.316	251.7	16:55:21.552
12	2:08.139 P	37.931	39.610	50.598	248.2	16:57:29.691

Lap D	Time	Sector 1	Sector 2	Sector 3	T. Spd	Elapsed
1	16:26:12.483	16:24:35.164	47.708	49.611	126.0	16:26:12.483
2	2:01.612	38.756	40.624	42.232	246.0	16:28:14.095
3	1:58.902	37.896	40.023	40.983	248.2	16:30:12.997
4	2:09.423	43.509	44.134	41.780	251.1	16:32:22.420
5	2:19.872 P	37.999	40.465	1:01.408	246.0	16:34:42.292
6	8:27.449	6:53.344	49.155	44.950	145.1	16:43:09.741
7	1:59.140	37.822	40.223	41.095	249.4	16:45:08.881
8	2:13.239 P	42.748	41.553	48.938	250.0	16:47:22.120
9	4:37.387	3:10.927	43.108	43.352	184.3	16:51:59.507
10	1:58.165	37.809	39.902	40.454	246.0	16:53:57.672
11	2:14.415 P	37.937	43.083	53.395	246.5	16:56:12.087

58

Dominik Baumann

Hyundai i30 N TCR

88

Maxime Potty

Volkswagen Golf GTI TCR


Target Competition

Team WRT

Lap D	Time	Sector 1	Sector 2	Sector 3	T. Spd	Elapsed
1	16:25:24.720	16:23:57.421	43.387	43.912	152.3	16:25:24.720
2	1:59.782	38.344	40.450	40.988	226.4	16:27:24.502
3	1:58.994	38.165	39.920	40.909	234.7	16:29:23.496
4	1:58.601	38.045	39.865	40.691	241.0	16:31:22.097
5	2:07.437 P	37.812	40.034	49.591	248.8	16:33:29.534
6	9:03.380	7:32.301	44.359	46.720	180.0	16:42:32.914
7	1:59.108	38.114	40.277	40.717	242.6	16:44:32.022
8	2:01.976	38.361	40.322	43.293	247.1	16:46:33.998
9	1:58.506	37.965	39.937	40.604	246.0	16:48:32.504
10	2:09.795 P	37.870	40.219	51.706	244.8	16:50:42.299
11	4:56.989 P	3:11.090	50.797	55.102	133.1	16:55:39.288

Lap D	Time	Sector 1	Sector 2	Sector 3	T. Spd	Elapsed
1	16:25:27.471	16:24:00.085	43.989	43.397	182.4	16:25:27.471
2	2:00.277	38.249	41.188	40.840	247.1	16:27:27.748
3	1:58.922	38.219	40.059	40.644	246.5	16:29:26.670
4	1:58.797	37.990	40.168	40.639	248.8	16:31:25.467
5	2:07.080 P	38.431	40.116	48.533	225.4	16:33:32.547
6	9:09.293	7:46.643	40.573	42.077	183.9	16:42:41.840
7	2:03.985 P	38.524	40.089	45.372	242.6	16:44:45.825
8	7:03.135	5:35.602	45.689	41.844	121.2	16:51:48.960
9	1:58.791	38.268	39.749	40.774	244.8	16:53:47.751
10	1:59.138	38.025	40.086	41.027	246.0	16:55:46.889
11	1:59.102	38.299	39.790	41.013	244.3	16:57:45.991
12	2:30.624 P	38.379	42.868	1:09.377	244.3	17:00:16.615





Autodromo Nazionale Monza

TCR Europe

Free Practice - 2

Lap Analysis



91

Grigoriy Burlutskiy

Volkswagen Golf GTI TCR

Carville Racing

Lap	D	Time	Sector 1	Sector 2	Sector 3	T. Spd	Elapsed
1		16:26:16.363	16:24:44.474	45.920	45.969	170.3	16:26:16.363
2		2:01.930	39.212	41.154	41.564	240.5	16:28:18.293
3		2:01.147	38.970	40.854	41.323	242.6	16:30:19.440
4		2:08.373 P	39.159	40.855	48.359	240.5	16:32:27.813
5		10:38.119	9:13.193	42.307	42.619	176.4	16:43:05.932
6		1:59.609	38.557	40.258	40.794	243.2	16:45:05.541
7		1:59.280	38.429	40.266	40.585	245.4	16:47:04.821
8		2:17.369 P	43.437	41.696	52.236	241.6	16:49:22.190
9		5:49.609	4:23.854	42.170	43.585	68.1	16:55:11.799
10		2:00.107	38.603	40.671	40.833	242.1	16:57:11.906
11			38.830	44.622		242.1	

96

Abdulla Ali Al-Khelaifi

CUPRA TCR

QMMF Racing by PCR Sport

Lap	D	Time	Sector 1	Sector 2	Sector 3	T. Spd	Elapsed
1		16:26:10.036	16:24:37.143	47.036	45.857	122.3	16:26:10.036
2		2:01.539	38.686	40.808	42.045	243.2	16:28:11.575
3		2:00.131	38.616	40.259	41.256	240.5	16:30:11.706
4		2:07.472 P	38.177	40.457	48.838	245.4	16:32:19.178
5		10:48.172	9:17.030	45.358	45.784	179.7	16:43:07.350
6		1:59.381	38.337	40.274	40.770	241.6	16:45:06.731
7		1:59.059	38.096	40.156	40.807	244.3	16:47:05.790
8		2:13.550 P	38.544	40.529	54.477	226.4	16:49:19.340
9		5:13.189	3:46.982	43.218	42.989	183.0	16:54:32.529
10		2:01.318	38.737	41.161	41.420	238.9	16:56:33.847
11		1:59.865	38.544	40.472	40.849	241.0	16:58:33.712
12		2:24.647 P	41.656	46.716	56.275	173.0	17:00:58.359

111

Teddy Clairet

Peugeot 308 TCR

Team Clairet Sport

Lap	D	Time	Sector 1	Sector 2	Sector 3	T. Spd	Elapsed
1		16:25:58.675	16:24:23.266	47.790	47.619	149.3	16:25:58.675
2		2:01.187	38.683	41.109	41.395	237.8	16:27:59.862
3		1:59.644	38.164	40.343	41.137	245.4	16:29:59.506
4		2:00.809	39.131	40.539	41.139	194.5	16:32:00.315
5		2:11.220 P	38.295	40.547	52.378	245.4	16:34:11.535
6		8:42.673	7:15.714	43.740	43.219	168.2	16:42:54.208
7		2:01.275	38.281	41.306	41.688	242.1	16:44:55.483
8		1:59.751	38.054	40.633	41.064	245.4	16:46:55.234
9		1:59.388	38.115	40.170	41.103	245.4	16:48:54.622
10		1:59.424	38.195	40.244	40.985	243.7	16:50:54.046
11		1:59.665	38.494	40.237	40.934	230.2	16:52:53.711
12		1:59.754	38.152	40.506	41.096	242.6	16:54:53.465
13		1:59.686	38.262	40.392	41.032	244.3	16:56:53.151
14		2:33.207 P	45.557	47.751	59.899	158.5	16:59:26.358

112

Jimmy Clairet

Peugeot 308 TCR

Team Clairet Sport

Lap	D	Time	Sector 1	Sector 2	Sector 3	T. Spd	Elapsed
1		16:25:56.586	16:24:21.928	48.087	46.571	158.1	16:25:56.586
2		1:59.725	38.064	40.664	40.997	229.2	16:27:56.311
3		1:59.378	38.006	40.222	41.150	241.6	16:29:55.689
4		1:59.798	38.200	40.395	41.203	242.6	16:31:55.487
5		1:59.445	38.056	40.026	41.363	244.8	16:33:54.932
6		2:39.344 P	46.827	48.485	1:04.032	138.9	16:36:34.276
7		8:17.360	6:52.402	42.614	42.344	154.9	16:44:51.636
8		2:08.054	38.164	47.027	42.863	236.3	16:46:59.690
9		1:59.212	38.012	40.007	41.193	244.8	16:48:58.902
10		1:59.780	38.341	40.273	41.166	242.6	16:50:58.682
11		1:59.625	38.201	40.093	41.331	245.4	16:52:58.307
12		2:00.357	38.472	40.840	41.045	242.6	16:54:58.664
13		1:59.759	37.972	40.209	41.578	241.6	16:56:58.423
14		2:37.959 P	45.857	49.672	1:02.430	163.3	16:59:36.382

117

Albert Legutko

Honda Civic Type R FK7 TCR

Legutko Racing – ADAC Berlin

Lap	D	Time	Sector 1	Sector 2	Sector 3	T. Spd	Elapsed
1		16:26:26.955	16:24:48.981	47.581	50.393	125.1	16:26:26.955
2		2:06.881	42.559	41.992	42.330	236.3	16:28:33.836
3		2:02.340	39.414	41.146	41.780	235.2	16:30:36.176
4		2:05.036	38.983	42.295	43.758	240.0	16:32:41.212
5		2:43.409 P	39.052	47.716	1:16.641	237.3	16:35:24.621
6		7:46.156	6:18.900	42.577	44.679	140.0	16:43:10.777
7		2:01.822	39.187	41.087	41.548	241.6	16:45:12.599
8		2:00.325	38.441	40.605	41.279	247.7	16:47:12.924
9		2:02.700	39.223	41.372	42.105	229.7	16:49:15.624
10		2:01.928	39.285	40.967	41.676	235.2	16:51:17.552
11		2:02.317	39.545	41.172	41.600	233.2	16:53:19.869
12		2:01.801	39.080	41.105	41.616	238.9	16:55:21.670
13		2:01.494	38.894	40.970	41.630	234.7	16:57:23.164
14		2:39.366 P	47.595	49.673	1:02.098	162.1	17:00:02.530

123

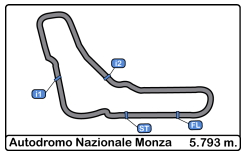
Daniel Lloyd

Honda Civic Type R FK7 TCR

Brutal Fish Racing Team

Lap	D	Time	Sector 1	Sector 2	Sector 3	T. Spd	Elapsed
1		16:25:45.394	16:24:16.958	45.024	43.412	130.7	16:25:45.394
2		2:00.454	38.556	40.817	41.081	240.5	16:27:45.848
3		2:05.720	38.114	46.158	41.448	245.4	16:29:51.568
4			53.886			246.0	





Autodromo Nazionale Monza

TCR Europe

Free Practice - 2

Best Sectors Results



Sector - 1				Sector - 2				Sector - 3				Ideal Lap vs Best Lap			
Clas	Nº	Driver	Time	Nº	Driver	Time	Nº	Driver	Time	Clas	Nº	Driver	Ideal Lap	Best Lap	Clas
1	30	Luca Filippi	37.496	8	Luca Engstler	39.098	19	Andreas Bäckman	40.092	1	8	Luca Engstler	1:56.931	1:57.009	1
2	7	Aurélien Comte	37.538	9	Josh Files	39.280	12	Nelson Panciatici	40.128	2	19	Andreas Bäckman	1:57.109	1:57.371	2
3	55	Santiago Urrutia	37.619	19	Andreas Bäckman	39.286	70	Mat'o Homola	40.162	3	9	Josh Files	1:57.143	1:57.411	3
4	8	Luca Engstler	37.642	70	Mat'o Homola	39.387	9	Josh Files	40.183	4	12	Nelson Panciatici	1:57.187	1:57.592	7
5	12	Nelson Panciatici	37.643	12	Nelson Panciatici	39.416	8	Luca Engstler	40.191	5	30	Luca Filippi	1:57.318	1:57.511	4
6	9	Josh Files	37.680	30	Luca Filippi	39.465	7	Aurélien Comte	40.315	6	70	Mat'o Homola	1:57.441	1:57.550	6
7	25	Natan Bihel	37.692	24	Julien Briché	39.465	55	Santiago Urrutia	40.316	7	55	Santiago Urrutia	1:57.482	1:57.531	5
8	24	Julien Briché	37.716	16	Gilles Magnus	39.544	30	Luca Filippi	40.357	8	7	Aurélien Comte	1:57.526	1:57.946	9
9	19	Andreas Bäckman	37.731	55	Santiago Urrutia	39.547	16	Gilles Magnus	40.391	9	24	Julien Briché	1:57.641	1:57.905	8
10	85	Guilherme Salas	37.809	7	Aurélien Comte	39.673	27	John Filippi	40.395	10	16	Gilles Magnus	1:57.883	1:58.000	10
11	58	Dominik Baumann	37.812	26	Jessica Bäckman	39.738	26	Jessica Bäckman	40.447	11	26	Jessica Bäckman	1:58.068	1:58.187	12
12	26	Jessica Bäckman	37.883	88	Maxime Potty	39.749	85	Guilherme Salas	40.454	12	25	Natan Bihel	1:58.118	1:58.371	13
13	70	Mat'o Homola	37.892	14	Klim Gavrilov	39.750	24	Julien Briché	40.460	13	85	Guilherme Salas	1:58.165	1:58.165	11
14	45	Gianni Morbidelli	37.899	34	Stian Paulsen	39.852	14	Klim Gavrilov	40.479	14	27	John Filippi	1:58.197	1:58.460	15
15	27	John Filippi	37.932	58	Dominik Baumann	39.865	25	Natan Bihel	40.559	15	58	Dominik Baumann	1:58.281	1:58.506	16
16	16	Gilles Magnus	37.948	25	Natan Bihel	39.867	34	Stian Paulsen	40.565	16	14	Klim Gavrilov	1:58.296	1:58.761	17
17	11	Jimmy Claret	37.972	27	John Filippi	39.870	45	Gianni Morbidelli	40.571	17	88	Maxime Potty	1:58.378	1:58.791	18
18	88	Maxime Potty	37.990	85	Guilherme Salas	39.902	91	Grigoriy Burlutskiy	40.585	18	45	Gianni Morbidelli	1:58.382	1:58.447	14
19	23	Tamás Tenke	38.014	45	Gianni Morbidelli	39.912	58	Dominik Baumann	40.604	19	34	Stian Paulsen	1:58.441	1:58.854	19
20	34	Stian Paulsen	38.024	15	Sami Taoufik	39.938	46	Olli Kangas	40.638	20	15	Sami Taoufik	1:58.797	1:58.864	20
21	11	Teddy Claret	38.054	23	Tamás Tenke	39.958	88	Maxime Potty	40.639	21	112	Jimmy Claret	1:58.976	1:59.212	23
22	14	Klim Gavrilov	38.067	112	Jimmy Claret	40.007	22	Josh Burdon	40.683	22	46	Olli Kangas	1:58.992	1:59.590	27
23	96	Abdulla Ali Al-Khelaifi	38.096	96	Abdulla Ali Al-Khelaifi	40.156	15	Sami Taoufik	40.688	23	96	Abdulla Ali Al-Khelaifi	1:59.022	1:59.059	22
24	22	Josh Burdon	38.108	46	Olli Kangas	40.164	96	Abdulla Ali Al-Khelaifi	40.770	24	22	Josh Burdon	1:59.038	1:59.038	21
25	12	Daniel Lloyd	38.114	111	Teddy Claret	40.170	111	Teddy Claret	40.934	25	23	Tamás Tenke	1:59.043	1:59.238	24
26	21	Marie Baus-Coppens	38.146	22	Josh Burdon	40.247	10	Viktor Davidovski	40.962	26	111	Teddy Claret	1:59.158	1:59.388	26
27	15	Sami Taoufik	38.171	91	Grigoriy Burlutskiy	40.258	112	Jimmy Claret	40.997	27	91	Grigoriy Burlutskiy	1:59.272	1:59.280	25
28	46	Olli Kangas	38.190	117	Albert Legutko	40.605	23	Tamás Tenke	41.071	28	21	Marie Baus-Coppens	1:59.895	2:00.285	28
29	91	Grigoriy Burlutskiy	38.429	21	Marie Baus-Coppens	40.620	123	Daniel Lloyd	41.081	29	123	Daniel Lloyd	2:00.012	2:00.454	30
30	11	Albert Legutko	38.441	10	Viktor Davidovski	40.675	21	Marie Baus-Coppens	41.129	30	10	Viktor Davidovski	2:00.273	2:00.486	31
31	10	Viktor Davidovski	38.636	123	Daniel Lloyd	40.817	117	Albert Legutko	41.279	31	117	Albert Legutko	2:00.325	2:00.325	29
32	18	Paul Ip Kung Ching	39.079	18	Paul Ip Kung Ching	41.989	18	Paul Ip Kung Ching	42.176	32	18	Paul Ip Kung Ching	2:03.244	2:03.286	32





Autodromo Nazionale Monza

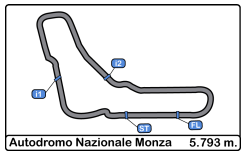
TCR Europe

Free Practice - 2

Best 5 Lap Times



Cls	N°	Driver	Nat	Team	Nat	Vehicle	Best 1		Best 2		Best 3		Best 4		Best 5	
							Time	Lap	Time	Lap	Time	Lap	Time	Lap	Time	Lap
1	8	Luca Engstler	GER	M1RA Motorsport	GER	Hyundai i30 N TCR	1:57.009	9	1:58.070	3	1:58.877	6	2:03.901	4	2:04.788	7
2	19	Andreas Bäckman	SW	Target Competition	SW	Hyundai i30 N TCR	1:57.371	9	1:57.431	8	1:58.858	2	1:59.529	7	1:59.813	4
3	9	Josh Files	GBR	Target Competition	GBR	Hyundai i30 N TCR	1:57.411	7	1:57.530	8	1:57.788	9	1:58.425	4	2:00.695	2
4	30	Luca Filippi	ITA	BRC Racing Team	ITA	Hyundai i30 N TCR	1:57.511	12	1:58.301	8	1:58.505	7	1:59.059	3	2:00.965	4
5	55	Santiago Urrutia	URU	Team WRT	URU	Audi RS 3 LMS	1:57.531	11	1:58.088	3	1:58.120	10	1:58.440	4	1:59.500	2
6	70	Mat'o Homola	SVK	Target Competition	SVK	Hyundai i30 N TCR	1:57.550	7	1:57.619	9	1:58.322	2	1:58.366	4	2:00.539	3
7	12	Nelson Panciatichi	FRA	M Racing	FRA	Hyundai i30 N TCR	1:57.592	11	1:57.619	10	1:57.772	3	1:57.784	9	1:58.354	2
8	24	Julien Briché	FRA	JSB Compétition	FRA	Peugeot 308 TCR	1:57.905	7	1:57.976	12	1:58.143	3	1:58.318	11	1:58.464	13
9	7	Aurélien Comte	FRA	DG Sport Compétition	FRA	Peugeot 308 TCR	1:57.946	8	1:57.989	9	1:58.557	12	1:59.041	10	1:59.142	7
10	16	Gilles Magnus	BEL	Comtoy Racing	BEL	Audi RS 3 LMS	1:58.000	11	1:58.217	9	1:58.399	3	1:58.735	4	1:59.384	2
11	85	Guilherme Salas	BRA	Vukovic Motorsport	BRA	Renault Mégane RS	1:58.165	10	1:58.902	3	1:59.140	7	2:01.612	2	2:09.423	4
12	26	Jessica Bäckman	SW	Target Competition	SW	Hyundai i30 N TCR	1:58.187	4	1:58.601	7	1:58.653	3	1:58.840	9	2:01.431	8
13	25	Natan Bihel	FRA	M Racing	FRA	Hyundai i30 N TCR	1:58.371	8	1:58.561	12	1:58.706	4	1:58.746	11	1:58.962	14
14	45	Gianni Morbidelli	ITA	WestCoast Racing	ITA	Volkswagen Golf GTI TCR	1:58.447	10	1:58.478	7	1:58.929	4	1:59.470	3	2:00.218	2
15	27	John Filippi	FRA	PCR Sport	FRA	CUPRA TCR	1:58.460	12	1:58.544	4	1:58.733	11	1:59.395	8	1:59.484	3
16	58	Dominik Baumann	AUT	Target Competition	AUT	Hyundai i30 N TCR	1:58.506	9	1:58.601	4	1:58.994	3	1:59.108	7	1:59.782	2
17	14	Klim Gavrilov	RUS	VRC Team	RUS	Audi RS 3 LMS	1:58.761	3	1:58.909	8	2:27.976	6	4:21.120	2	8:26.933	5
18	88	Maxime Potty	BEL	Team WRT	BEL	Volkswagen Golf GTI TCR	1:58.791	9	1:58.797	4	1:58.922	3	1:59.102	11	1:59.138	10
19	34	Stian Paulsen	NOR	Stian Paulsen Racing	NOR	CUPRA TCR	1:58.854	5	1:59.499	6	2:01.195	2	2:20.364	3	12:46.09	4
20	15	Sami Taoufik	MAR	Comtoy Racing	MAR	Audi RS 3 LMS	1:58.864	10	1:59.159	9	1:59.240	11	1:59.625	3	1:59.675	6
21	22	Josh Burdon	AUS	Brutal Fish Racing Team	AUS	Honda Civic Type R FK7 TCR	1:59.038	12	2:01.157	11	2:01.160	7	2:02.163	8	2:06.648	9
22	96	Abdulla Ali Al-	QAT	QMMF Racing by PCR Sport	QAT	CUPRA TCR	1:59.059	7	1:59.381	6	1:59.865	11	2:00.131	3	2:01.318	10
23	112	Jimmy Clairet	FRA	Team Clairet Sport	FRA	Peugeot 308 TCR	1:59.212	9	1:59.378	3	1:59.625	11	1:59.725	2	1:59.759	13
24	23	Tamás Tenke	HUN	Zengő Motorsport	HUN	CUPRA TCR	1:59.238	10	2:00.304	4	2:00.680	12	2:02.167	9	2:02.852	2
25	91	Grigoriy Burlutskiy	RUS	Carville Racing	RUS	Volkswagen Golf GTI TCR	1:59.280	7	1:59.609	6	2:00.107	10	2:01.147	3	2:01.930	2
26	111	Teddy Clairet	FRA	Team Clairet Sport	FRA	Peugeot 308 TCR	1:59.388	9	1:59.424	10	1:59.644	3	1:59.665	11	1:59.686	13
27	46	Olli Kangas	FIN	WestCoast Racing	FIN	Volkswagen Golf GTI TCR	1:59.590	13	1:59.789	4	2:00.011	11	2:00.203	12	2:00.315	3
28	21	Marie Baus-	FRA	JSB Compétition	FRA	CUPRA TCR	2:00.285	10	2:00.860	9	2:00.943	11	2:00.983	7	2:00.999	12
29	117	Albert Legutko	POL	Legutko Racing – ADAC Berlin	POL	Honda Civic Type R FK7 TCR	2:00.325	8	2:01.494	13	2:01.801	12	2:01.822	7	2:01.928	10
30	123	Daniel Lloyd	GBR	Brutal Fish Racing Team	GBR	Honda Civic Type R FK7 TCR	2:00.454	2	2:05.720	3						
31	10	Viktor Davidovski	MKD	PSS Racing Team	MKD	Honda Civic Type R FK7 TCR	2:00.486	3	2:00.684	2						
32	18	Paul Ip Kung	HKG	Brutal Fish Racing Team	HKG	Honda Civic Type R FK7 TCR	2:03.286	12	2:03.964	11	2:03.993	8	2:06.345	3	2:06.816	7



Autodromo Nazionale Monza

TCR Europe

Free Practice - 2

Best 5 Top Speeds



Cls	N°	Driver	Nat	Team	Nat	Vehicle	Top 1		Top 2		Top 3		Top 4		Top 5		Avg
							Km/h	Lap	Km/h	Lap	Km/h	Lap	Km/h	Lap	Km/h	Lap	
1	16	Gilles Magnus	BEL	Comtoy Racing	BEL	Audi RS 3 LMS	254.7	12	251.1	5	250.0	11	249.4	4	247.7	3	250.6
2	55	Santiago Urrutia	URU	Team WRT	URU	Audi RS 3 LMS	254.7	8	254.1	5	252.3	4	251.7	3	251.7	11	252.9
3	24	Julien Briché	FRA	JSB Compétition	FRA	Peugeot 308 TCR	253.5	4	250.5	12	250.0	3	249.4	11	249.4	13	250.5
4	27	John Filippi	FRA	PCR Sport	FRA	CUPRA TCR	252.9	8	248.2	2	247.7	7	247.7	11	247.1	12	248.7
5	30	Luca Filippi	ITA	BRC Racing Team	ITA	Hyundai i30 N TCR	252.9	8	252.3	12	251.1	4	251.1	9	250.5	7	251.6
6	8	Luca Engstler	GER	M1RA Motorsport	GER	Hyundai i30 N TCR	251.7	10	251.1	7	249.4	3	249.4	6	248.8	9	250.1
7	25	Natan Bihel	FRA	M Racing	FRA	Hyundai i30 N TCR	251.7	9	251.1	4	248.2	5	248.2	8	248.2	14	249.5
8	34	Stian Paulsen	NOR	Stian Paulsen Racing	NOR	CUPRA TCR	251.7	6	248.2	5	244.3	7	240.0	3	225.9	2	242.0
9	85	Guilherme Salas	BRA	Vukovic Motorsport	BRA	Renault Mégane RS	251.1	4	250.0	8	249.4	7	248.2	3	246.5	11	249.0
10	12	Nelson Panciatici	FRA	M Racing	FRA	Hyundai i30 N TCR	250.5	3	250.0	5	249.4	4	248.8	11	247.7	10	249.3
11	7	Aurélien Comte	FRA	DG Sport Compétition	FRA	Peugeot 308 TCR	249.4	8	248.8	7	248.8	9	248.8	10	248.2	13	248.8
12	15	Sami Taoufik	MAR	Comtoy Racing	MAR	Audi RS 3 LMS	249.4	7	244.8	10	244.8	11	243.7	6	243.2	12	245.2
13	9	Josh Files	GBR	Target Competition	GBR	Hyundai i30 N TCR	248.8	3	247.7	8	247.7	9	247.1	7	244.8	4	247.2
14	58	Dominik Baumann	AUT	Target Competition	AUT	Hyundai i30 N TCR	248.8	5	247.1	8	246.0	9	244.8	10	242.6	7	245.9
15	88	Maxime Potty	BEL	Team WRT	BEL	Volkswagen Golf GTI TCR	248.8	4	247.1	2	246.5	3	246.0	10	244.8	9	246.6
16	14	Klim Gavrilov	RUS	VRC Team	RUS	Audi RS 3 LMS	247.7	4	245.4	3	244.8	6	242.6	8	242.6	9	244.6
17	21	Marie Baus-	FRA	JSB Compétition	FRA	CUPRA TCR	247.7	6	245.4	11	243.7	8	243.7	12	239.4	10	244.0
18	22	Josh Burdon	AUS	Brutal Fish Racing Team	AUS	Honda Civic Type R FK7 TCR	247.7	11	247.1	12	245.4	8	243.7	7	243.7	9	245.5
19	23	Tamás Tenke	HUN	Zengő Motorsport	HUN	CUPRA TCR	247.7	8	246.5	2	246.5	3	246.5	4	246.5	9	246.8
20	45	Gianni Morbidelli	ITA	WestCoast Racing	ITA	Volkswagen Golf GTI TCR	247.7	8	246.5	7	246.5	10	246.0	5	244.8	3	246.3
21	117	Albert Legutko	POL	Legutko Racing – ADAC Berlin	POL	Honda Civic Type R FK7 TCR	247.7	8	241.6	7	240.0	4	238.9	12	237.3	5	241.1
22	46	Olli Kangas	FIN	WestCoast Racing	FIN	Volkswagen Golf GTI TCR	247.1	8	244.8	11	241.0	10	239.4	4	238.4	13	242.1
23	70	Mat'o Homola	SVK	Target Competition	SVK	Hyundai i30 N TCR	247.1	7	246.5	4	245.4	2	244.8	5	243.2	9	245.4
24	123	Daniel Lloyd	GBR	Brutal Fish Racing Team	GBR	Honda Civic Type R FK7 TCR	246.0	4	245.4	3	240.5	2	130.7	1			215.6
25	26	Jessica Bäckman	SW	Target Competition	SW	Hyundai i30 N TCR	245.4	8	244.3	4	242.6	3	240.0	2	239.4	9	242.3
26	91	Grigoriy Burlutskiy	RUS	Carville Racing	RUS	Volkswagen Golf GTI TCR	245.4	7	243.2	6	242.6	3	242.1	10	242.1	11	243.1
27	96	Abdulla Ali Al-	QAT	QMMF Racing by PCR Sport	QAT	CUPRA TCR	245.4	4	244.3	7	243.2	2	241.6	6	241.0	11	243.1
28	111	Teddy Clairet	FRA	Team Clairet Sport	FRA	Peugeot 308 TCR	245.4	3	245.4	5	245.4	8	245.4	9	244.3	13	245.2
29	112	Jimmy Clairet	FRA	Team Clairet Sport	FRA	Peugeot 308 TCR	245.4	11	244.8	5	244.8	9	242.6	4	242.6	10	244.1
30	10	Viktor Davidovski	MKD	PSS Racing Team	MKD	Honda Civic Type R FK7 TCR	244.8	3	239.4	4	232.2	2	150.4	1			216.7
31	18	Paul Ip Kung	HKG	Brutal Fish Racing Team	HKG	Honda Civic Type R FK7 TCR	242.6	3	242.6	4	242.6	5	242.6	9	242.1	8	242.5
32	19	Andreas Bäckman	SW	Target Competition	SW	Hyundai i30 N TCR	238.9	3	237.8	7	236.8	9	234.7	2	234.7	4	236.6





Autodromo Nazionale Monza
TCR Europe
Free Practice - 2
Fastest Laps Sequence



Lap	Time of Day	Session Time	Nº	Driver	Nat	Team	Nat	Vehicle	Time	Km/h
2	16:27:20.072	4:20.072	19	Andreas Bäckma	SWE	Target Competition	SWE	Hyundai i30 N TCR	1:58.858	175.4
2	16:27:20.943	4:20.943	70	Mat'o Homola	SVK	Target Competition	SVK	Hyundai i30 N TCR	1:58.322	176.2
3	16:29:24.313	6:24.313	55	Santiago Urrutia	URU	Team WRT	URU	Audi RS 3 LMS	1:58.088	176.6
3	16:29:35.626	6:35.626	12	Nelson Panciatici	FRA	M Racing	FRA	Hyundai i30 N TCR	1:57.772	177.0
7	16:44:24.248	21:24.248	9	Josh Files	GBR	Target Competition	GBR	Hyundai i30 N TCR	1:57.411	177.6
9	16:48:20.081	25:20.081	19	Andreas Bäckma	SWE	Target Competition	SWE	Hyundai i30 N TCR	1:57.371	177.6
9	16:53:48.418	30:48.418	8	Luca Engstler	GER	M1RA Motorsport	GER	Hyundai i30 N TCR	1:57.009	178.2





Autodromo Nazionale Monza

TCR Europe

Free Practice - 2

Event Best Maximum Speed



N°	Driver	Nat	Team	Nat	Vehicle	Km/h	Session
55	Santiago Urrutia	URU	Team WRT	URU	Audi RS 3 LMS	254.7	Free Practice - 2
16	Gilles Magnus	BEL	Comtoy Racing	BEL	Audi RS 3 LMS	254.7	Free Practice - 2
24	Julien Briché	FRA	JSB Compétition	FRA	Peugeot 308 TCR	253.5	Free Practice - 2
30	Luca Filippi	ITA	BRC Racing Team	ITA	Hyundai i30 N TCR	252.9	Free Practice - 2
27	John Filippi	FRA	PCR Sport	FRA	CUPRA TCR	252.9	Free Practice - 2
70	Mat'o Homola	SVK	Target Competition	SVK	Hyundai i30 N TCR	251.7	Free Practice - 1
25	Natan Bihel	FRA	M Racing	FRA	Hyundai i30 N TCR	251.7	Free Practice - 2
34	Stian Paulsen	NOR	Stian Paulsen Racing	NOR	CUPRA TCR	251.7	Free Practice - 2
8	Luca Engstler	GER	M1RA Motorsport	GER	Hyundai i30 N TCR	251.7	Free Practice - 2
85	Guilherme Salas	BRA	Vukovic Motorsport	BRA	Renault Mégane RS	251.1	Free Practice - 2
17	Martin Ryba	SVK	Brutal Fish Racing Team	SVK	Honda Civic Type R FK7 TCR	250.5	Free Practice - 1
12	Nelson Panciatici	FRA	M Racing	FRA	Hyundai i30 N TCR	250.5	Free Practice - 2
45	Gianni Morbidelli	ITA	WestCoast Racing	ITA	Volkswagen Golf GTI TCR	249.4	Free Practice - 1
9	Josh Files	GBR	Target Competition	GBR	Hyundai i30 N TCR	249.4	Free Practice - 1
23	Tamás Tenke	HUN	Zengő Motorsport	HUN	CUPRA TCR	249.4	Free Practice - 1
7	Aurélien Comte	FRA	DG Sport Compétition	FRA	Peugeot 308 TCR	249.4	Free Practice - 2
15	Sami Taoufik	MAR	Comtoy Racing	MAR	Audi RS 3 LMS	249.4	Free Practice - 2
88	Maxime Potty	BEL	Team WRT	BEL	Volkswagen Golf GTI TCR	248.8	Free Practice - 2
58	Dominik Bauman	AUT	Target Competition	AUT	Hyundai i30 N TCR	248.8	Free Practice - 2
14	Klim Gavrilov	RUS	VRC Team	RUS	Audi RS 3 LMS	247.7	Free Practice - 2
21	Marie Baus-Copp	FRA	JSB Compétition	FRA	CUPRA TCR	247.7	Free Practice - 2
117	Albert Legutko	POL	Legutko Racing – ADAC Berlin	POL	Honda Civic Type R FK7 TCR	247.7	Free Practice - 2
22	Josh Burdon	AUS	Brutal Fish Racing Team	AUS	Honda Civic Type R FK7 TCR	247.7	Free Practice - 2
46	Olli Kangas	FIN	WestCoast Racing	FIN	Volkswagen Golf GTI TCR	247.1	Free Practice - 2
123	Daniel Lloyd	GBR	Brutal Fish Racing Team	GBR	Honda Civic Type R FK7 TCR	246.0	Free Practice - 1
19	Andreas Bäckma	SWE	Target Competition	SWE	Hyundai i30 N TCR	246.0	Free Practice - 1
10	Viktor Davidovski	MKD	PSS Racing Team	MKD	Honda Civic Type R FK7 TCR	246.0	Free Practice - 1
111	Teddy Clairet	FRA	Team Clairet Sport	FRA	Peugeot 308 TCR	245.4	Free Practice - 2
96	Abdulla Ali Al-Kh	QAT	QMMF Racing by PCR Sport	QAT	CUPRA TCR	245.4	Free Practice - 2
26	Jessica Bäckman	SWE	Target Competition	SWE	Hyundai i30 N TCR	245.4	Free Practice - 2
91	Grigoriy Burlutski	RUS	Carville Racing	RUS	Volkswagen Golf GTI TCR	245.4	Free Practice - 2
112	Jimmy Clairet	FRA	Team Clairet Sport	FRA	Peugeot 308 TCR	245.4	Free Practice - 2
18	Paul Ip Kung Chi	HKG	Brutal Fish Racing Team	HKG	Honda Civic Type R FK7 TCR	243.7	Free Practice - 1





Autodromo Nazionale Monza
TCR Europe
Free Practice - 2
Pit Stop Analysis



7 Aurélien Comte Peugeot DG Sport Compétition

Peugeot 308 TCR

Nr.	In Day Time	In Time	Out Time	Pit Time	T. Pit Time	Handicap	Penalty
1	16:35:18.144	16:35:18.144	16:40:44.341	5:26.197	5:26.197		

8 Luca Engstler Hyundai MIRA Motorsport

Hyundai i30 N TCR

Nr.	In Day Time	In Time	Out Time	Pit Time	T. Pit Time	Handicap	Penalty
1	16:25:29.784	16:25:29.784	16:27:04.171	1:34.387	1:34.387		
2	16:32:59.796	16:32:59.796	16:40:25.486	7:25.690	9:00.077		
3	16:46:26.650	16:46:26.650	16:49:44.171	3:17.521	12:17.598		
4	16:55:49.420	16:55:49.420	16:56:15.139	25.719	12:43.317		

9 Josh Files Hyundai Target Competition

Hyundai i30 N TCR

Nr.	In Day Time	In Time	Out Time	Pit Time	T. Pit Time	Handicap	Penalty
1	16:33:35.455	16:33:35.455	16:40:15.086	6:39.631	6:39.631		
2	16:50:40.652	16:50:40.652	16:52:40.493	1:59.841	8:39.472		

12 Nelson Panciatichi Hyundai M Racing

Hyundai i30 N TCR

Nr.	In Day Time	In Time	Out Time	Pit Time	T. Pit Time	Handicap	Penalty
1	16:33:39.488	16:33:39.488	16:42:14.459	8:34.971	8:34.971		
2	16:46:18.711	16:46:18.711	16:49:33.697	3:14.986	11:49.957		

14 Klim Gavrilov Audi VRC Team

Audi RS 3 LMS

Nr.	In Day Time	In Time	Out Time	Pit Time	T. Pit Time	Handicap	Penalty
1	16:26:18.345	16:26:18.345	16:28:31.535	2:13.190	2:13.190		
2	16:34:54.076	16:34:54.076	16:41:04.485	6:10.409	8:23.599		
3	16:45:50.195	16:45:50.195	16:52:50.511	7:00.316	15:23.915		

15 Sami Taoufik Audi Comtoyou Racing

Audi RS 3 LMS

Nr.	In Day Time	In Time	Out Time	Pit Time	T. Pit Time	Handicap	Penalty
1	16:31:47.858	16:31:47.858	16:40:33.848	8:45.990	8:45.990		
2	16:47:19.965	16:47:19.965	16:48:44.137	1:24.172	10:10.162		

16 Gilles Magnus Audi Comtoyou Racing

Audi RS 3 LMS

Nr.	In Day Time	In Time	Out Time	Pit Time	T. Pit Time	Handicap	Penalty
1	16:36:00.836	16:36:00.836	16:41:09.766	5:08.930	5:08.930		
2	16:43:33.551	16:43:33.551	16:45:20.605	1:47.054	6:55.984		

18 Paul Ip Kung Ching Honda Brutal Fish Racing Team

Honda Civic Type R FK7 TCR

Nr.	In Day Time	In Time	Out Time	Pit Time	T. Pit Time	Handicap	Penalty
1	16:34:51.439	16:34:51.439	16:40:37.632	5:46.193	5:46.193		
2	16:49:12.320	16:49:12.320	16:51:50.769	2:38.449	8:24.642		

19 Andreas Bäckman Hyundai Target Competition

Hyundai i30 N TCR

Nr.	In Day Time	In Time	Out Time	Pit Time	T. Pit Time	Handicap	Penalty
1	16:33:34.076	16:33:34.076	16:40:18.277	6:44.201	6:44.201		

2 16:50:33.277 16:50:33.277 16:52:11.388 1:38.111 8:22.312

21 Marie Baus-Coppens Cupra JSB Compétition

CUPRA TCR

Nr.	In Day Time	In Time	Out Time	Pit Time	T. Pit Time	Handicap	Penalty
1	16:30:10.416	16:30:10.416	16:32:09.777	1:59.361	1:59.361		
2	16:34:22.628	16:34:22.628	16:40:30.614	6:07.986	8:07.347		

22 Josh Burdon Honda Brutal Fish Racing Team

Honda Civic Type R FK7 TCR

Nr.	In Day Time	In Time	Out Time	Pit Time	T. Pit Time	Handicap	Penalty
1	16:27:54.711	16:27:54.711	16:29:49.202	1:54.491	1:54.491		
2	16:36:23.879	16:36:23.879	16:40:34.998	4:11.119	6:05.610		
3	16:48:49.607	16:48:49.607	16:50:49.525	1:59.918	8:05.528		

23 Tamás Tenke Cupra Zengő Motorsport

CUPRA TCR

Nr.	In Day Time	In Time	Out Time	Pit Time	T. Pit Time	Handicap	Penalty
1	16:34:38.981	16:34:38.981	16:40:52.529	6:13.548	6:13.548		

24 Julien Briché Peugeot JSB Compétition

Peugeot 308 TCR

Nr.	In Day Time	In Time	Out Time	Pit Time	T. Pit Time	Handicap	Penalty
1	16:34:08.098	16:34:08.098	16:41:20.247	7:12.149	7:12.149		

25 Natan Bihel Hyundai M Racing

Hyundai i30 N TCR

Nr.	In Day Time	In Time	Out Time	Pit Time	T. Pit Time	Handicap	Penalty
1	16:35:58.866	16:35:58.866	16:40:31.551	4:32.685	4:32.685		
2	16:46:34.021	16:46:34.021	16:48:38.222	2:04.201	6:36.886		

26 Jessica Bäckman Hyundai Target Competition

Hyundai i30 N TCR

Nr.	In Day Time	In Time	Out Time	Pit Time	T. Pit Time	Handicap	Penalty
1	16:33:31.585	16:33:31.585	16:40:17.027	6:45.442	6:45.442		
2	16:50:35.657	16:50:35.657	16:52:32.021	1:56.364	8:41.806		

27 John Filippi Cupra PCR Sport

CUPRA TCR

Nr.	In Day Time	In Time	Out Time	Pit Time	T. Pit Time	Handicap	Penalty
1	16:34:14.271	16:34:14.271	16:41:05.725	6:51.454	6:51.454		
2	16:49:13.814	16:49:13.814	16:51:35.259	2:21.445	9:12.899		

30 Luca Filippi Hyundai BRC Racing Team

Hyundai i30 N TCR

Nr.	In Day Time	In Time	Out Time	Pit Time	T. Pit Time	Handicap	Penalty
1	16:34:40.667	16:34:40.667	16:40:48.932	6:08.265	6:08.265		
2	16:48:54.967	16:48:54.967	16:50:45.836	1:50.869	7:59.134		

34 Stian Paulsen Cupra Stian Paulsen Racing

CUPRA TCR

Nr.	In Day Time	In Time	Out Time	Pit Time	T. Pit Time	Handicap	Penalty
1	16:30:23.532	16:30:23.532	16:40:56.674	10:33.14	10:33.142		
2							





Autodromo Nazionale Monza

TCR Europe

Free Practice - 2

Pit Stop Analysis



45 Gianni Morbidelli Volkswagen WestCoast Racing
n Volkswagen Golf GTI TCR

Nr.	In Day Time	In Time	Out Time	Pit Time	T. Pit Time	Handicap	Penalty
1	16:34:15.882	16:34:15.882	16:40:45.606	6:29.724	6:29.724		
2	16:47:29.252	16:47:29.252	16:53:21.762	5:52.510	12:22.234		

46 Olli Kangas Volkswagen WestCoast Racing
n Volkswagen Golf GTI TCR

Nr.	In Day Time	In Time	Out Time	Pit Time	T. Pit Time	Handicap	Penalty
1	16:34:18.756	16:34:18.756	16:40:47.308	6:28.552	6:28.552		

55 Santiago Urrutia Audi Team WRT
Audi RS 3 LMS

Nr.	In Day Time	In Time	Out Time	Pit Time	T. Pit Time	Handicap	Penalty
1	16:33:25.542	16:33:25.542	16:40:22.055	6:56.513	6:56.513		
2	16:46:28.301	16:46:28.301	16:49:09.355	2:41.054	9:37.567		

58 Dominik Baumann Hyundai Target Competition
Hyundai i30 N TCR

Nr.	In Day Time	In Time	Out Time	Pit Time	T. Pit Time	Handicap	Penalty
1	16:33:24.311	16:33:24.311	16:40:20.941	6:56.630	6:56.630		
2	16:50:37.072	16:50:37.072	16:52:54.449	2:17.377	9:14.007		

70 Mat'o Homola Hyundai Target Competition
Hyundai i30 N TCR

Nr.	In Day Time	In Time	Out Time	Pit Time	T. Pit Time	Handicap	Penalty
1	16:33:22.801	16:33:22.801	16:40:19.606	6:56.805	6:56.805		
2	16:50:39.402	16:50:39.402	16:53:10.305	2:30.903	9:27.708		

85 Guilherme Salas Renault Vukovic Motorsport
Renault Mégane RS

Nr.	In Day Time	In Time	Out Time	Pit Time	T. Pit Time	Handicap	Penalty
1	16:34:36.530	16:34:36.530	16:40:51.220	6:14.690	6:14.690		
2	16:47:16.442	16:47:16.442	16:49:52.079	2:35.637	8:50.327		

88 Maxime Potty Volkswagen Team WRT
n Volkswagen Golf GTI TCR

Nr.	In Day Time	In Time	Out Time	Pit Time	T. Pit Time	Handicap	Penalty
1	16:33:26.889	16:33:26.889	16:40:24.022	6:57.133	6:57.133		
2	16:44:40.869	16:44:40.869	16:49:37.414	4:56.545	11:53.678		

91 Grigoriy Burlutskiy Volkswagen Carville Racing
n Volkswagen Golf GTI TCR

Nr.	In Day Time	In Time	Out Time	Pit Time	T. Pit Time	Handicap	Penalty
1	16:32:22.041	16:32:22.041	16:40:58.285	8:36.244	8:36.244		
2	16:49:15.094	16:49:15.094	16:52:42.356	3:27.262	12:03.506		

96 Abdulla Ali Al-Khelaifi Cupra QMMF Racing by PCR Sport
CUPRA TCR

Nr.	In Day Time	In Time	Out Time	Pit Time	T. Pit Time	Handicap	Penalty
1	16:32:13.178	16:32:13.178	16:40:54.105	8:40.927	8:40.927		
2	16:49:13.203	16:49:13.203	16:52:13.722	3:00.519	11:41.446		

111 Teddy Clairet Peugeot Team Clairet Sport
Peugeot 308 TCR

Nr.	In Day Time	In Time	Out Time	Pit Time	T. Pit Time	Handicap	Penalty
1	16:34:06.264	16:34:06.264	16:40:40.204	6:33.940	6:33.940		

112 Jimmy Clairet Peugeot Team Clairet Sport
Peugeot 308 TCR

Nr.	In Day Time	In Time	Out Time	Pit Time	T. Pit Time	Handicap	Penalty
1	16:36:28.881	16:36:28.881	16:42:41.901	6:13.020	6:13.020		

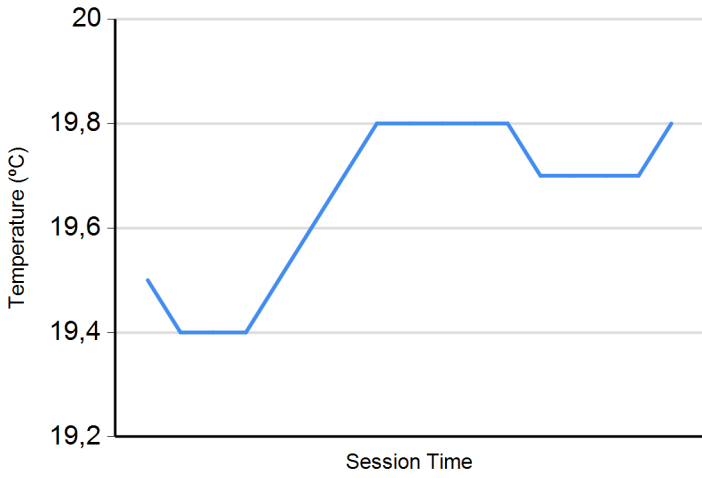
117 Albert Legutko Honda Legutko Racing - ADAC Berlin
Honda Civic Type R FK7 TCR

Nr.	In Day Time	In Time	Out Time	Pit Time	T. Pit Time	Handicap	Penalty
1	16:35:16.095	16:35:16.095	16:40:59.924	5:43.829	5:43.829		

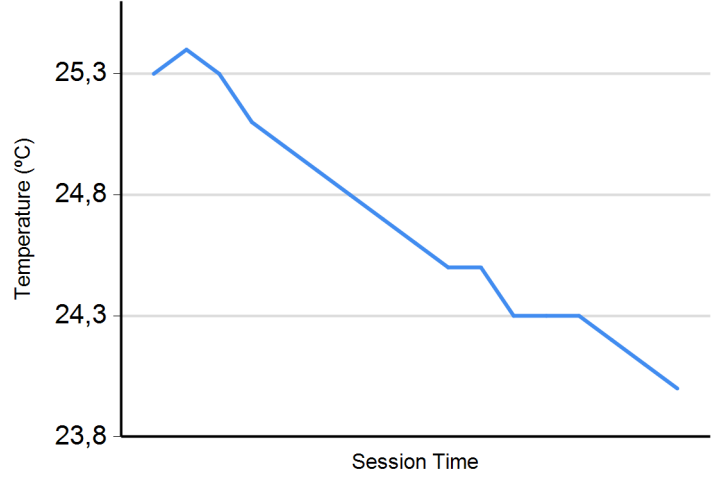




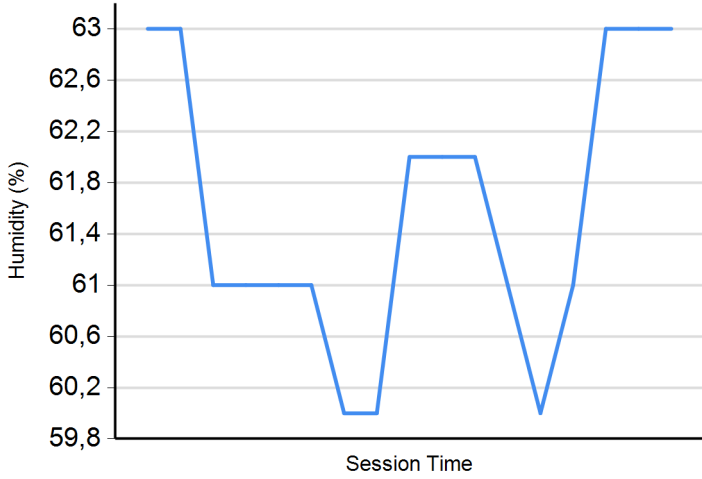
Air Temperature



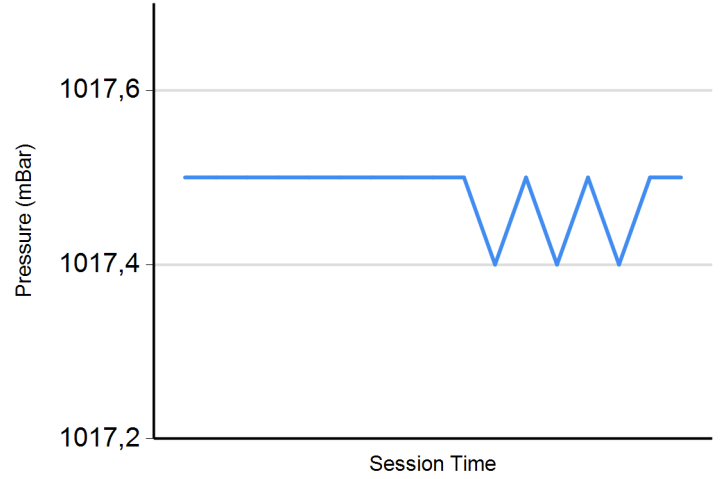
Track Temperature



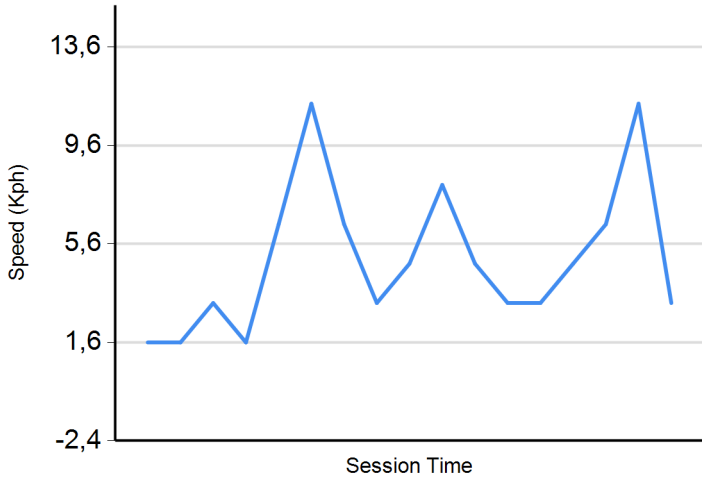
Humidity



Pressure

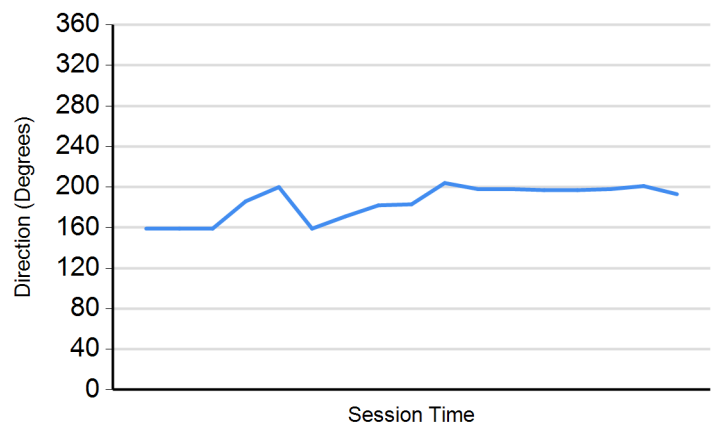



Wind Speed



Wind direction

North = 0°/360° Est = 90° South = 180° West = 270°





Autodromo Nazionale Monza

TCR Europe

Free Practice 1 - 2

Combined Results



Cls	N°	Driver	Nat	Team	Nat	Vehicle	Laps	Free Practice - 1	Free Practice - 2	Best	Gap	Interval	Km/h
1	8	Luca Engstler	GER	M1RA Motorsport	GER	Hyundai i30 N TCR	23	1:57.590	4	1:57.009	9	1:57.009	178.2
2	19	Andreas Bäckman	SW	Target Competition	SW	Hyundai i30 N TCR	24	1:57.876	12	1:57.371	9	1:57.371	0.362 0.362 177.6
3	9	Josh Files	GBR	Target Competition	GBR	Hyundai i30 N TCR	23	1:57.617	11	1:57.411	7	1:57.411	0.402 0.040 177.6
4	70	Mat'o Homola	SVK	Target Competition	SVK	Hyundai i30 N TCR	22	1:57.488	6	1:57.550	7	1:57.488	0.479 0.077 177.5
5	30	Luca Filippi	ITA	BRC Racing Team	ITA	Hyundai i30 N TCR	25	1:58.505	9	1:57.511	12	1:57.511	0.502 0.023 177.4
6	55	Santiago Urrutia	URU	Team WRT	URU	Audi RS 3 LMS	23	1:58.609	5	1:57.531	11	1:57.531	0.522 0.020 177.4
7	12	Nelson Panciatici	FRA	M Racing	FRA	Hyundai i30 N TCR	14	2:40.562	2	1:57.592	11	1:57.592	0.583 0.061 177.3
8	24	Julien Briché	FRA	JSB Compétition	FRA	Peugeot 308 TCR	27	1:58.842	12	1:57.905	7	1:57.905	0.896 0.313 176.8
9	7	Aurélien Comte	FRA	DG Sport Compétition	FRA	Peugeot 308 TCR	25	1:58.719	10	1:57.946	8	1:57.946	0.937 0.041 176.8
10	16	Gilles Magnus	BEL	Comtoyou Racing	BEL	Audi RS 3 LMS	23	1:58.300	4	1:58.000	11	1:58.000	0.991 0.054 176.7
11	58	Dominik Baumann	AUT	Target Competition	AUT	Hyundai i30 N TCR	22	1:58.051	8	1:58.506	9	1:58.051	1.042 0.051 176.6
12	26	Jessica Bäckman	SW	Target Competition	SW	Hyundai i30 N TCR	24	1:58.129	4	1:58.187	4	1:58.129	1.120 0.078 176.5
13	85	Guilherme Salas	BRA	Vukovic Motorsport	BRA	Renault Mégane RS	23	1:59.195	5	1:58.165	10	1:58.165	1.156 0.036 176.4
14	25	Natan Bihel	FRA	M Racing	FRA	Hyundai i30 N TCR	26	1:58.337	6	1:58.371	8	1:58.337	1.328 0.172 176.2
15	45	Gianni Morbidelli	ITA	WestCoast Racing	ITA	Volkswagen Golf GTI TCR	21	1:58.702	5	1:58.447	10	1:58.447	1.438 0.110 176.0
16	27	John Filippi	FRA	PCR Sport	FRA	CUPRA TCR	24	1:59.459	8	1:58.460	12	1:58.460	1.451 0.013 176.0
17	15	Sami Taoufik	MAR	Comtoyou Racing	MAR	Audi RS 3 LMS	20	1:58.676	4	1:58.864	10	1:58.676	1.667 0.216 175.7
18	14	Klim Gavrilov	RUS	VRC Team	RUS	Audi RS 3 LMS	20	1:59.522	11	1:58.761	3	1:58.761	1.752 0.085 175.6
19	88	Maxime Potty	BEL	Team WRT	BEL	Volkswagen Golf GTI TCR	23	1:59.297	5	1:58.791	9	1:58.791	1.782 0.030 175.5
20	34	Stian Paulsen	NOR	Stian Paulsen Racing	NOR	CUPRA TCR	15	1:59.225	5	1:58.854	5	1:58.854	1.845 0.063 175.4
21	22	Josh Burdon	AUS	Brutal Fish Racing Team	AUS	Honda Civic Type R FK7 TCR	19	2:01.162	5	1:59.038	12	1:59.038	2.029 0.184 175.1
22	96	Abdulla Ali Al-Khelaifi	QAT	QMMF Racing by PCR Sport	QAT	CUPRA TCR	24	1:59.845	5	1:59.059	7	1:59.059	2.050 0.021 175.1
23	112	Jimmy Clairet	FRA	Team Clairet Sport	FRA	Peugeot 308 TCR	27	1:59.538	4	1:59.212	9	1:59.212	2.203 0.153 174.9
24	23	Tamás Tenke	HUN	Zengő Motorsport	HUN	CUPRA TCR	26	1:59.946	11	1:59.238	10	1:59.238	2.229 0.026 174.9
25	91	Grigoriy Burlutskiy	RUS	Carville Racing	RUS	Volkswagen Golf GTI TCR	22	2:00.297	11	1:59.280	7	1:59.280	2.271 0.042 174.8
26	10	Viktor Davidovski	MKD	PSS Racing Team	MKD	Honda Civic Type R FK7 TCR	9	1:59.356	5	2:00.486	3	1:59.356	2.347 0.076 174.7
27	111	Teddy Clairet	FRA	Team Clairet Sport	FRA	Peugeot 308 TCR	27	2:00.100	5	1:59.388	9	1:59.388	2.379 0.032 174.6
28	46	Olli Kangas	FIN	WestCoast Racing	FIN	Volkswagen Golf GTI TCR	25	1:59.980	9	1:59.590	13	1:59.590	2.581 0.202 174.3
29	123	Daniel Lloyd	GBR	Brutal Fish Racing Team	GBR	Honda Civic Type R FK7 TCR	10	1:59.862	4	2:00.454	2	1:59.862	2.853 0.272 173.9
30	17	Martin Ryba	SVK	Brutal Fish Racing Team	SVK	Honda Civic Type R FK7 TCR	11	1:59.963	11			1:59.963	2.954 0.101 173.8
31	21	Marie Baus-Coppens	FRA	JSB Compétition	FRA	CUPRA TCR	17	2:33.526	4	2:00.285	10	2:00.285	3.276 0.322 173.3
32	117	Albert Legutko	POL	Legutko Racing - ADAC Berlin	POL	Honda Civic Type R FK7 TCR	26	2:01.736	11	2:00.325	8	2:00.325	3.316 0.040 173.3
33	18	Paul Ip Kung Ching	HKG	Brutal Fish Racing Team	HKG	Honda Civic Type R FK7 TCR	21	2:06.837	4	2:03.286	12	2:03.286	6.277 2.961 169.1

Published at:.....

Stewards:	Race Director:	Timekeeper:
------------------	-----------------------	------------------------

